



HEIGHT ACCESS SOLUTIONS FOR DEFENCE



UK 0845 382 1000
www.safesmartaccess.co.uk

FOR THE UK. BY THE UK.

SafeSmart Access is a designer, manufacturer, and supplier of height access solutions.

Working closely with Defence organisations and contractors, we design and manufacture specialist steps, stairs, work platforms and other products that improve safety and efficiency whilst working at height.

THE SAFESMART SECRET

We have the resources and support staff to ensure we are at the forefront of every development in the demanding world of height access.

From our in-house design team to our production and independent certification procedures, our can-do attitude allows us to work closely with you to solve your needs and streamline your own workplace efficiency.

Our unique project process means that every enquiry from every client is thoroughly workshopped by our technical and design team, to ensure that you receive the most effective solution to meet your height access challenge.

We will work with you, to:



Identify the challenge.



Work through product options, including custom designs, to meet the requirements.



Complete CAD design and modelling of the proposed solution (including around specific machinery or aircraft as required).



Engage in a review of the designed solution with you, to ensure approval of all parties is obtained prior to manufacture and delivery.



Manufacture, Certify, Deliver and Commission the height access solution.



Support the product through the life of the asset, with maintenance procedures & guidelines.

QUALITY MATERIALS. SUPREME WORKMANSHIP.


Whether it is for a standard-line product that is used for its versatility across many applications, or a custom-made product to specifically suit a particular need, SafeSmart only manufacture with high-quality marine grade aluminium or high-grade steel.

In-house fabrication of custom products is undertaken in our ISO-9001 certified factory by highly skilled tradespeople who have an eye for structural and aesthetic detail.

All products go through a stringent quality assurance program before being shipped to our clients.

OUR CLIENTS






STANDARD PRODUCTS

Super Maintenance Platform	8
Stair Access SMP	9
Cantilever Platform	10 - 11
BridgeDeck	12 - 13
EasyRaise Platform	14
Vehicle Edge Protection Panel	15
UltraRaise	16 - 17
SafeLoader	18 - 19
Super Trestle	20
Super Service Stand	21
Aluminium Mini Mobile Scaffold	22 - 25
U-Shaped Vehicle Access Platform	26

AIR, LAND & SEA SPECIALISED PROJECTS

Boat Access Fixed	28
Wing Access	29 - 49
Naval Access	50 - 51
Helicopter Access	52 - 55





STANDARD PRODUCTS

SUPER MAINTENANCE PLATFORM	8
STAIR ACCESS SMP	9
CANTILEVER PLATFORM	10 - 11
BRIDGEDECK	12 - 13
EASYRAISE PLATFORM	14
VEHICLE EDGE PROTECTION PANEL	15
ULTRARAISE	16 - 17
SAFELOADER	18 - 19
SUPER TRESTLE	20
SUPER SERVICE STAND	21
ALUMINIUM MINI MOBILE SCAFFOLD	22 - 25
U-SHAPED VEHICLE ACCESS PLATFORM	26

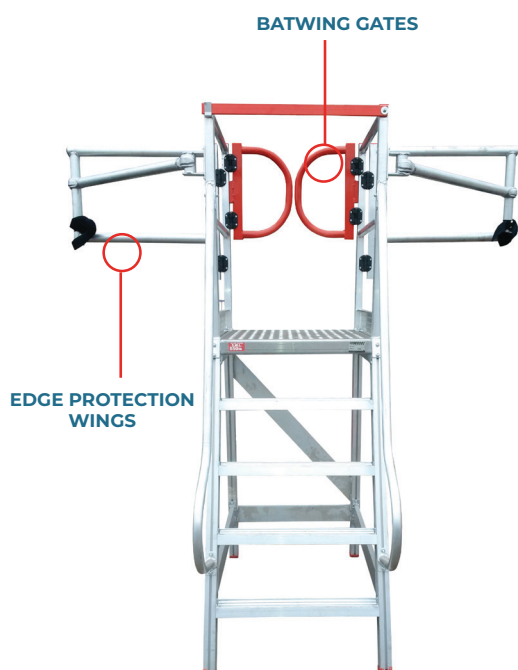
SUPER MAINTENANCE PLATFORM

- Engineering approval, SWL rating & serial number certification plate
- Built tough with 82 x 50mm marine grade aluminium RHS - no C channel
- Perforated & swaged deck for superior traction in wet & greasy conditions

Code	Platform Height		Type
210183	565mm	800 x 800mm	2 Step
210184	850mm	800 x 800mm	3 Step
210185	1130mm	800 x 800mm	4 Step
210186	1400mm	800 x 800mm	5 Step
210187	1700mm	800 x 800mm	6 Step
210188	1970mm	1000 x 1000mm	7 Step
210189	2250mm	1000 x 1000mm	8 Step
210190	2540mm	1000 x 1000mm	9 Step
210191	2828mm	1000 x 1000mm	10 Step
210192	3100mm	1000 x 1000mm	11 Step
210770	Batwing Gates		2 - 6 Step
210771	Batwing Gates		7 - 11 Step
210834	Fold-out Protection Wings 1.2mL		2 - 6 Step
210849	Fold-out Protection Wings 1.0mL		7 - 11 Step
220126	0.8 Retrofit Dual LH & RH Exit Gate w. Fixed End Panel		
220127	1.0 Retrofit Dual LH & RH Exit Gate w. Fixed End Panel		



225KG
SWL



STAIR ACCESS SMP

Code	Description	Platform Height	Type
220110	Stair Access SMP	450mm	2 Step
220111	Stair Access SMP	675mm	3 Step
220112	Stair Access SMP	900mm	4 Step
220113	Stair Access SMP	1150mm	5 Step
220114	Stair Access SMP	1350mm	6 Step
220115	Stair Access SMP	1575mm	7 Step
220116	Stair Access SMP	1800mm	8 Step
220117	Stair Access SMP	2025mm	9 Step
220118	Stair Access SMP	2250mm	10 Step

- Engineering approval, SWL rating & serial number certification plate
- Built tough with 82 x 50mm marine grade aluminium RHS
- Perforated & swaged deck for superior traction in wet & greasy conditions
- 45-degree stairway access keeps one hand free for carrying tools
- Left-hand & right-hand gates available, allow for flexible configurations



225KG
SWL



**Optional Side Gates*

CANTILEVER PLATFORM

- An essential tool for all machinery service workshops
- Allows you to get right up against your work area without reaching out from the platform
- Built tough, non-slip perforated deck and aluminium frame
- Available with Edge Protection Wings and Batwing Gates

Code	Platform Height	Platform Size	Steps
210756	565mm	800 x 1800mm	2 Step
210757	850mm	800 x 1800mm	3 Step
210758	1130mm	800 x 1800mm	4 Step
210759	1400mm	800 x 1800mm	5 Step
210778	1700mm	800 x 1800mm	6 Step
210761	1970mm	1000 x 2000mm	7 Step
210762	2250mm	1000 x 2000mm	8 Step
210763	2540mm	1000 x 2000mm	9 Step
210764	2828mm	1000 x 2000mm	10 Step
210765	3100mm	1000 x 2000mm	11 Step



STAIR
ACCESS
OPTION
ALSO
AVAILABLE

225KG

SWL

CUSTOM
CANTILEVER
PLATFORMS
ALSO
AVAILABLE

FOAM/RUBBER
BUFFERS CAN
BE FITTED TO
MACHINE CLASH
POINTS

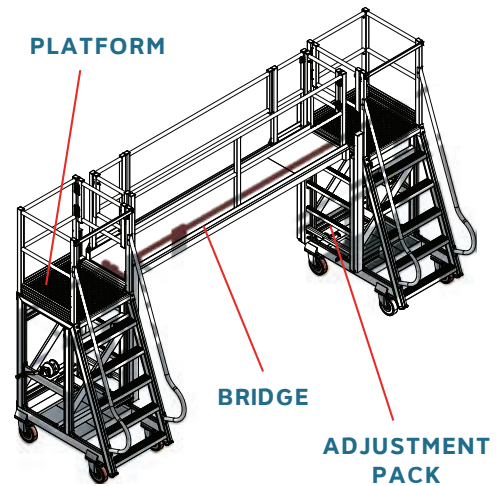


OPTIONAL FIXED
FOOTPLATES




BRIDGEDECK

Code	Description
210465	BridgeDeck 6 Step Base Platform (LH Access)
210466	BridgeDeck 6 Step Base Platform (RH Access)
210467	BridgeDeck 9 Step Base Platform (LH Access)
210468	BridgeDeck 9 Step Base Platform (RH Access)
210469	BridgeDeck - Adjustment Pack (to suit 6/9 step) - 900mm
210470	BridgeDeck - Adjustment Pack (to suit 9 step) - 1200mm
210471	BridgeDeck Bridge 2.5mL Bridge
210472	BridgeDeck Bridge 3.0mL Bridge
210473	BridgeDeck Bridge 4.2mL Bridge



- Ideal for bridging access over plant and equipment
- Base platforms can be used without bridge as individual maintenance platforms, or with bridge as a complete system
- 900mm of height adjustment, in 300mm increments, for various applications
- 1200mm height adjustable packs are also available (suitable for the 9-step base platforms)
- Easily height adjustable using hand winches
- Can bridge off the side or end of base units
- Pneumatic wheels available for rough terrain Counterweighted for stability



CUSTOMISE YOUR BRIDGEDECK

STEP 1: CHOOSE YOUR PLATFORM



210469

(1700mmH Platform)

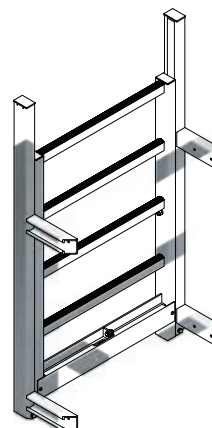


210470

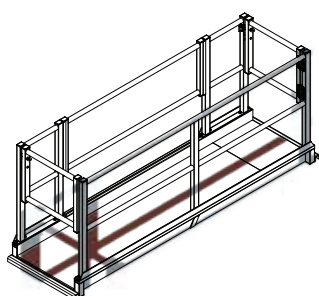
(2540mmH Platform)

STEP 2: CHOOSE YOUR HEIGHT ADJUSTMENT PACK

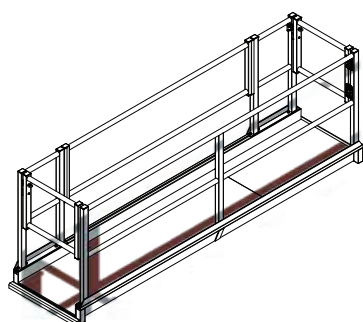
900mm height adjustment packs can be used on both the 6 and 9 step BridgeDeck platforms, 1200mm packs can be used with the 9 step platforms only.



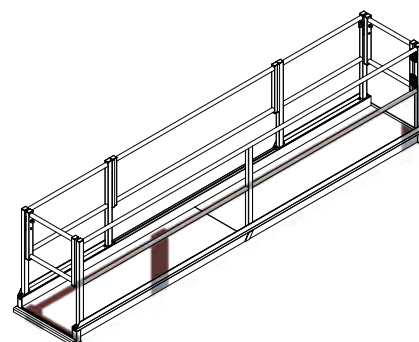
STEP 3: CHOOSE YOUR BRIDGE LENGTH



2.5m x 0.71m Bridge



3.0m x 0.71m Bridge



4.2m x 0.71m Bridge

'CUSTOM CONFIGURATIONS AND SIZES ALSO AVAILABLE'



EASYRAISE PLATFORM

- Height adjustable platform with manual winch, winch and cable fully enclosed for safety
- Adjustable from minimum to maximum heights in 282mm increments
- Compact and mobile for easy deployment
- Cantilever length increases as the platform is raised
- Large solid rubber castors available for ease of movement across harsh surfaces
- Single lever braking mechanism available as a retrofit item
- Retrofit forklift channels are available for ease of transport over long distances and to assist with loading/unloading



Code	Platform Height	Platform Size	Steps
210766	1.2 - 2.4M	1000 x 1000mm	4
210767	1.4 - 2.8M	1000 x 1000mm	5
210768	1.7 - 3.4M	1000 x 1000mm	6
210102	2.0 - 4.0M	1000 x 1000mm	7

225KG
SWL

**ONE
PLATFORM
MULTIPLE
HEIGHT
SETTINGS!**



LEVER BRAKE SYSTEM AVAILABLE

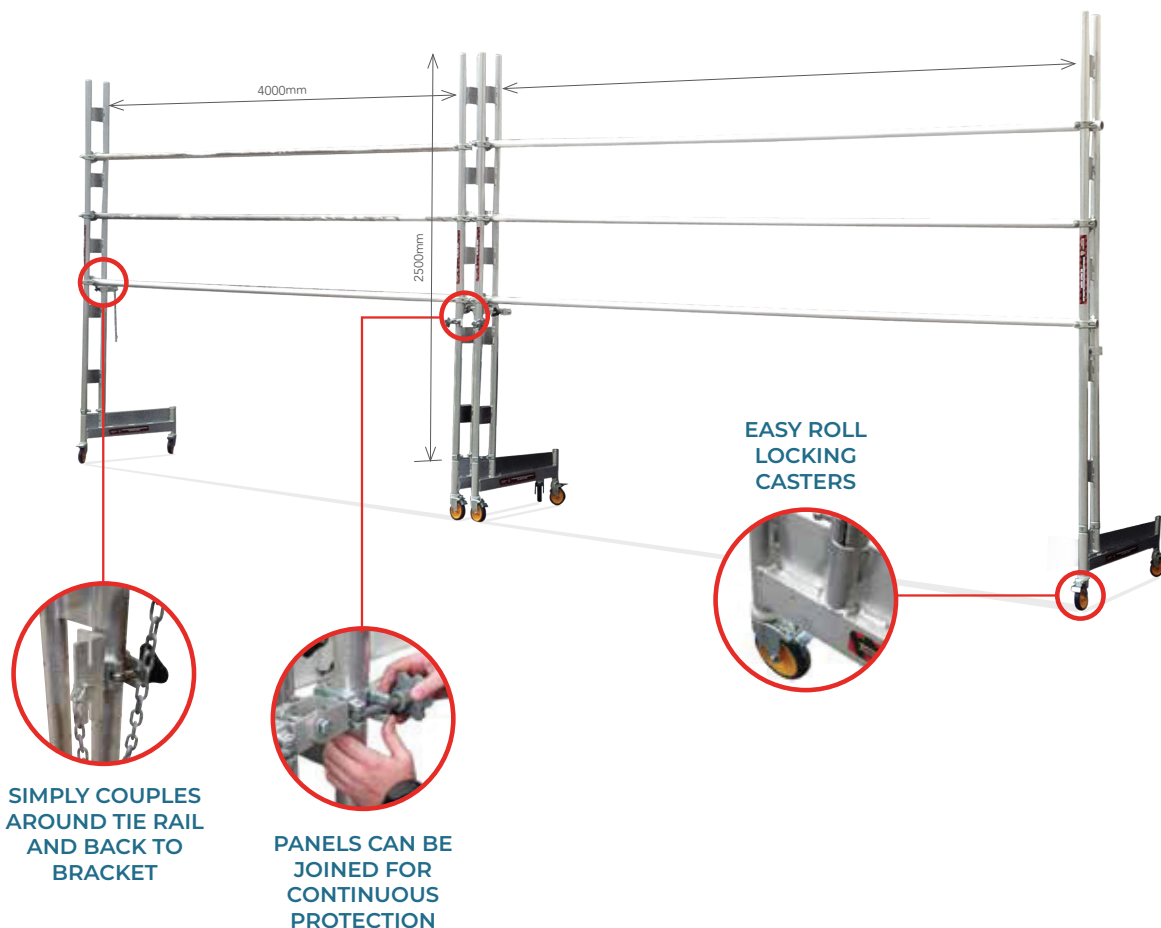


VEHICLE EDGE PROTECTION PANEL

- Flat packed for storage and transportation
- Light and easy to use - simply roll up to vehicle and clip to tie rail
- Suitable for tray heights up to 1.5m

Code	Width	Height
200138	3.0m	2.5m

Complies with
BS EN
13374: 2014



ULTRARAISE

Code	Description
210375	7 Step UltraRaise Fixed Cantilever H/Adj Platform 1.97mH - 3.67mH w. 70deg Acc.
210376	10 Step UltraRaise Fixed Cantilever H/Adj Platform 2.82mH – 5.076mH w. 70deg Acc.
210377	UltraRaise Retrofit Loop Guardrail Frame, 1.2mD x 1.5mW
210378	UltraRaise Retrofit Loop Guardrail Frame, 2.0mD x 2.0mW
210379	UltraRaise Bridge 3.0mL x 0.6mW w removable Guardrail Frame each side

- Massive height adjustment range!
- Compact and mobile for easy deployment and use in tight workshops
- 700mm clear cantilever regardless of the height it is set at
- Height adjustable platform with a manual winch
- 3 access directions off the platform allowing for flexibility in configuration
- Bridging attachment to connect between units has multiple configurations
- Bridging components no heavier than 17kgs to allow easy install and dismantle
- Bubble levels at each jack location to assist with levelling
- Loop guardrail attachment can be placed in all 3 directions off the platform
- Guardrail support leg adjusts in 25mm increments



7 STEP




10 STEP

ADD-ONS

210378 Small Loop Guardrail Frame

210379 UltraRaise Bridge

210378 Large Loop Guardrail Frame



SAFELOADER VEHICLE ACCESS PLATFORM



Code	Platform Dimensions - Description
210694	0.7mW x 1.4mH x 2.0mL Platform, Stairs one end
210695	0.7mW x 1.4mH x 4.0mL Platform, Stairs one end
210696	0.7mW x 1.4mH x 6.0mL Platform, Stairs one end

2.0mL
500KG
SWL

4.0 mL & 6.0 mL
1000KG
SWL

Complies with
**BS EN
1004: 2004**

- Comes standard with crane lifting points
- Fully welded, cross-braced, box section aluminium frame for a rigid
- platform Self-closing gate at the entrance to the platform, as per
- AS1657:2018 200mm heavy-duty castors, swivel & locking
- Ideal for loading & unloading trucks, and for plant maintenance

**FOAM/RUBBER
BUFFERS CAN
BE FITTED TO
MACHINE CLASH
POINTS**



SAFELOADER ACCESSORIES

260MM SOLID RUBBER WHEELS AND WIND-DOWN JACKS

Code	Description
200500	1x 260mm Solid Rubber Wheel

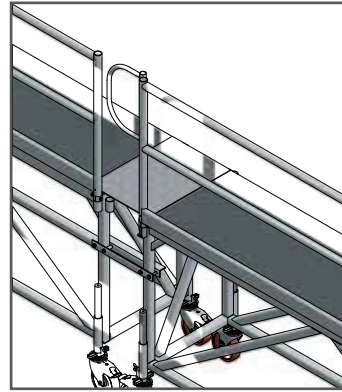
- Upgrade from the standard 200mm locking castors
- Ideal for rough terrain & uneven surfaces
- Puncture-proof solid rubber wheels



SAFELOADER JOINING KIT

Code	Description
210193	SafeLoader Joining Kit

- Used to join two SafeLoaders end to end, to create a longer working platform
- Simply remove end handrails of the platform & add the joining kit
- Custom-made joining kits are also available



RETROFIT FORK SLEEVES

Code	Description
210697	Retrofit Fork Sleeves

- Add to any standard SafeLoader for fork transport around site
- Simply bolts to SafeLoader structure



RETROFIT LANYARD LINE WITH BODY BELT KIT

Code	Description
210202	6.0mL Retrofit SafeLoader Lanyard Line with Body Belt

- Restrains user to avoid the risk of falling off the opposite side of the truck tray
- Retrofits to rail of standard SafeLoader



SUPER TRESTLE TWO MAN WORK PLATFORM

Code	Type	Deck Size	Deck Height
210220	Wide Platform max height 1000mm	450 x 1200mm	400 - 1000mm
210221	Wide Platform max height 1300mm	450 x 1600mm	600 - 1300mm
210222	Wide Platform max height 1700mm	450 x 1600mm	700 - 1700mm
210223	Wide 450mm Treadplank 2400mm long	450 x 2400mm	
210287	Full Surround Handrails to suit 210220		
210224	Full Surround Handrails to suit 210221/210222		
210225	Plank Handrail - one sided for a single plank		
210226	Spring Loaded Wheel		

- 450mm deck width
- Large work area for industrial, trade use
- Folds down flat for easy transport &
- storage Independent safety testing approved

200KG
SWL

Complies with
BS EN
131



CONFIGURABLE BRIDGING SYSTEMS AVAILABLE WITH THE SUPER TRESTLE RANGE

- Used to join multiple Super Trestles for a larger work
- platform Create a full surround work platform in seconds!
- Can be joined end-to-end or side-to-side



SUPER SERVICE STAND

- Large, safe work area, with a self-draining platform surface (for slip resistance in all conditions)
- Wide stair treads for comfort and safety
- 60° step angle of access
- Guardrails are quick-release and can be added or removed in seconds
- Dual Batwing Gates for full surround protection

Code	Platform Height	Platform Size	Steps
210149	550mmH	800mmL x 900mmW	2 Step
210150	825mmH	800mmL x 900mmW	3 Step
210151	1100mmH	800mmL x 900mmW	4 Step
210152	1350mmH	800mmL x 900mmW	5 Step
210153	Super Service Stand Guardrail Set - Retrofit Removable Sleeve Guardrails with Self-actuating Batwing entry/exit		2-5 Step



225KG
SWL

Complies with
BS EN 131

HEAVY DUTY BOX
SECTION ALUMINIUM
FRAME

PERFORATED SLIP-
RESISTANT PLATFORM

ULTRA-WIDE
STEP TREADS

HANDLES FOR MANOEUVRABILITY,
SIMPLY LIFT TO ENGAGE THE FRONT WHEELS

HANDLES FOR
MANOEUVRABILITY



ALUMINIUM MINI MOBILE SCAFFOLD

Code	Description	Max Plat. Height	Max Reach Height
210780	Standard Scaffold & Guardrail Set*	1.9m	3.9m
210781	Two level Scaffold & Guardrail Set & Outtrigger Set (4) & Toeboard Set*	3.7m	5.7m
210011	Adjustable Height Castors (optional)	Priced each	
210012	Toe Board Set		
HS027	Stand Off Ladder		

- 1700mmL x 700mmW
- Perfect for indoor use & tight access
- Unique channel locking platform
- Minimal bracing needed, reducing assembly time
- Open-sided for unobstructed access to the access hatch
- Quick assembly
- Configurable, with multiple and varied components available (see following pages)
- Lightweight aluminium construction for ease of transport
- Flat packs to allow deployment



MINI MOBILE SCAFFOLDS PICTURED WITH CORNER PACKS & LONG BOARD PACK

ALUMINIUM MOBILE SCAFFOLDING

EXPANDING SPIGOTS
FOR EASY LOCKING
MECHANISM

225KG
SWL

Complies with
BS EN
1139/1004



SCAN CODE
TO VIEW
VIDEO

FULLY WELDED
FRAMES

SIMPLE CLIP LOCKING
SCISSOR BRACE

CHANNEL LOCKING
PLATFORM SYSTEM
- REDUCES BRACING
NEEDED

ERGONOMICALLY
DESIGNED HAND
TIGHTENING COUPLERS

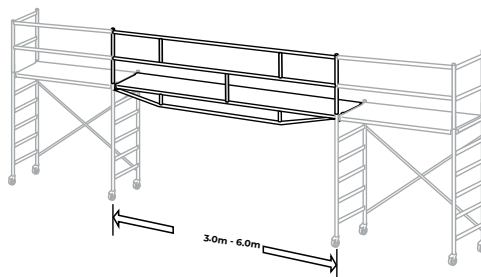
210781 PICTURED
WITH STAND OFF
LADDER



LONG BOARD SET

Code	Description
210007	3.0m (set)
210008	4.0m (set)
210009	5.0m (set)
210010	6.0m (set)

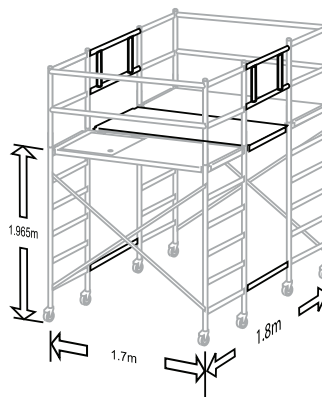
- Joins any two Mini Mobiles end to end
- Includes longboard, handrail & two single posts
- Spans range from 3 - 6m
- Fast setup over obstacles
- One sided handrail



WIDE BOARD

Code	Description	Length
210013	Wideboard & Ledgers	1.7m

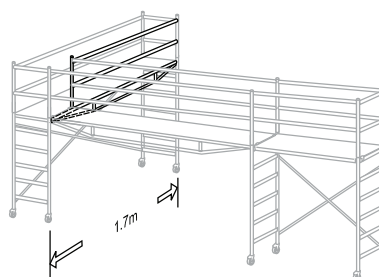
- Joins any two Mini Mobiles side to side
- Includes wide board & two joining handrails
- Triple the work surface in minutes
- Perfect for ceiling work



CORNER PACK

Code	Description	Length
210017	Handrails & Transoms	1.7m

- Allows unobstructed decking around left & right corners
- Can be fitted with longboards & wide boards



MINI MOBILE EXPANSION SCAFFOLD

U SHAPE ACCESS SET UP STAIR

Code	Description
HS050	Mini Mobile Accessory - U Shape Access Set up Stair 1.8mH x 0.7mW Fixed, GR to both sides and gate^

^See U-Shaped Vehicle Access Platform pg26



BOSS BUMPER - YELLOW FOAM PROTECTOR

Code	Description
HS051	Mini Mobile Accessory - Boss Bumper - Yellow Foam Protector^

^See U-Shaped Vehicle Access Platform pg26



2M YELLOW FOAM BUFFER

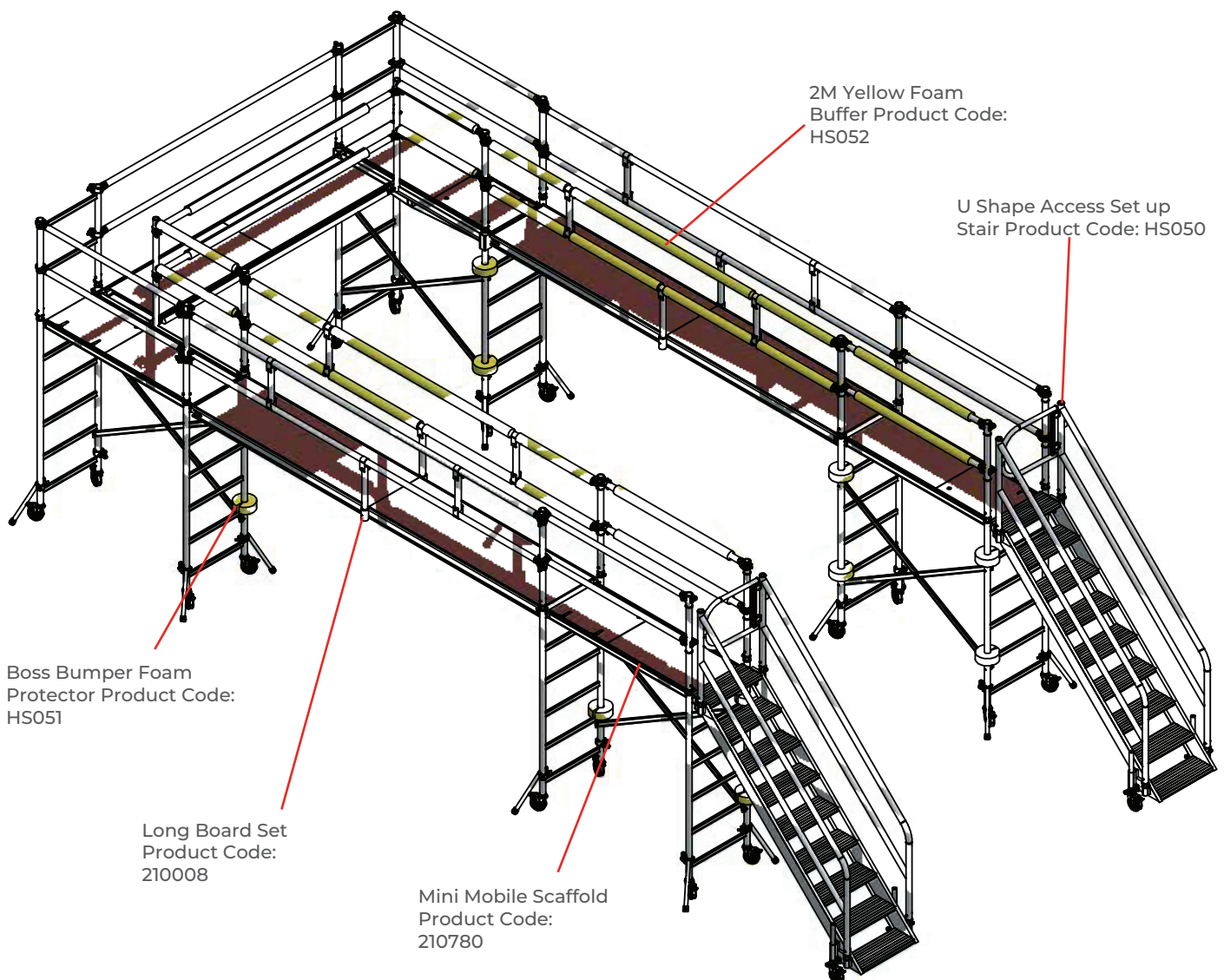
Code	Description
HS052	Mini Mobile Accessory - 2m Yellow Foam Buffer *50ID XPE yellow foam @2mL^

^See U-Shaped Vehicle Access Platform pg26



U-SHAPED VEHICLE ACCESS PLATFORM

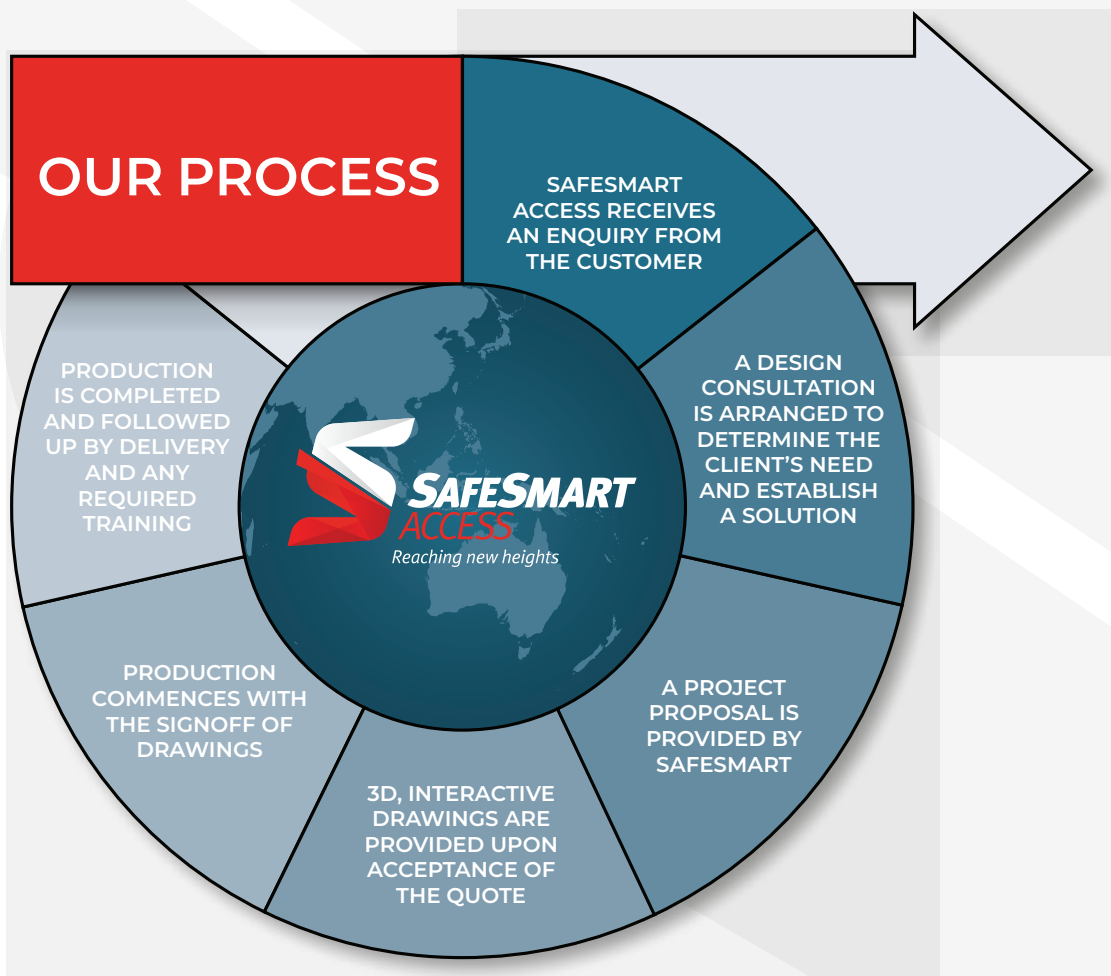
- Utilises components of the Mini Mobile system: custom stairs, longboard packs, corner packs create two side platforms and a rear joining platform
- In this instance, the system is used to assist with large vehicle builds
- The modular nature of the Mini Mobile system allows for easy addition of length, if required
- SafeSmart Access often utilises existing products and combines them to create customised systems that are quick and easy to deploy



CUSTOM & SPECIALISED PROJECTS

BOAT ACCESS FIXED	28
WING ACCESS	29 - 49
NAVAL ACCESS	50 - 51
HELICOPTER ACCESS	52 - 55

EXPERIENCE THE SAFESMART DIFFERENCE



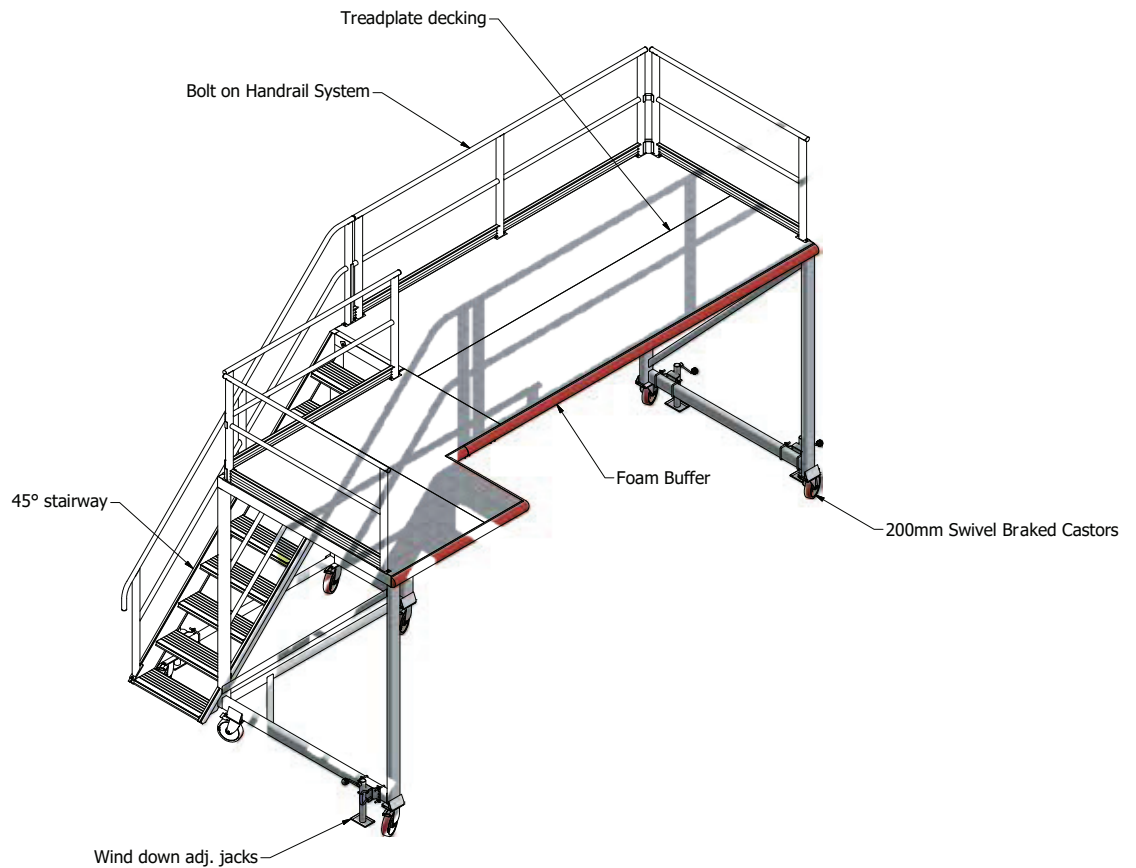
MOBILE SRI BOAT PLATFORMS

- Designed to fully surround boats or marine craft whilst in a workshop environment
- Mobile platforms can be moved into position or removed in seconds - minimal setup time
- Fold down cantilever flaps bridge the gap between the platforms & the boat
- Additional bow and rear edge protection panels are available to provide full surround protection



BOEING MV-22 OSPREY

- High grade aluminium anti-slip treadplate
- decking Foam buffer to protect aircraft skin
- Wind-down adjustable jacks to secure unit Robust
- castors for easy hand-manoeuvrability

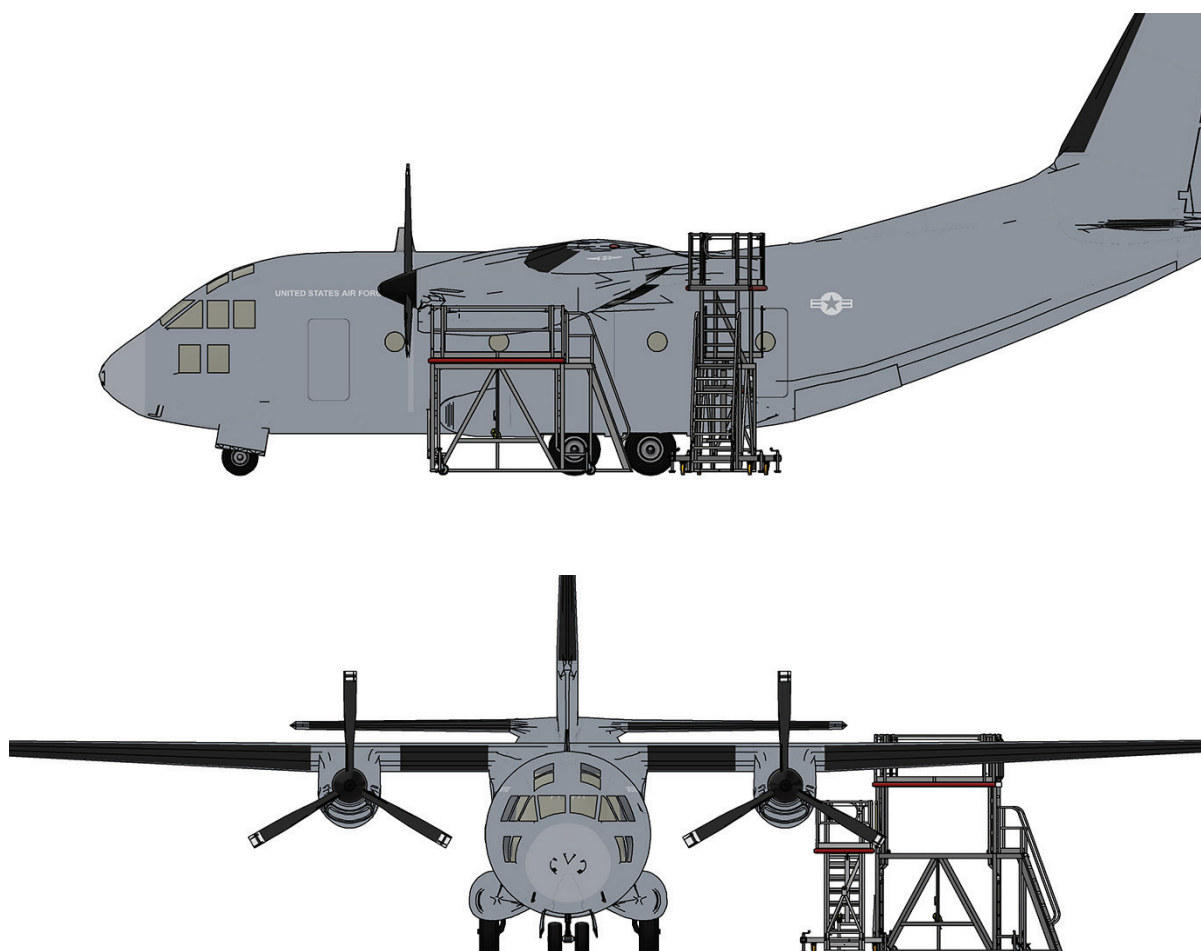
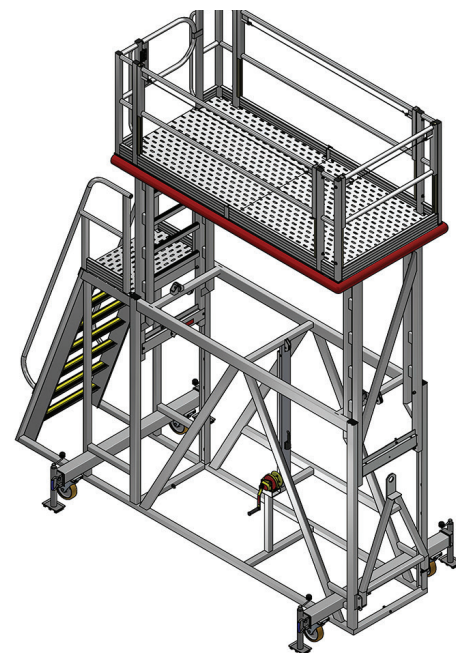


C27 FLIGHT LINE STAND

The Flight Line Stands are used for multiple purposes on the line and in the hangar. This includes engine access, flaps, leading edge of the wing and wing root access. Based around the B2 Stand, but

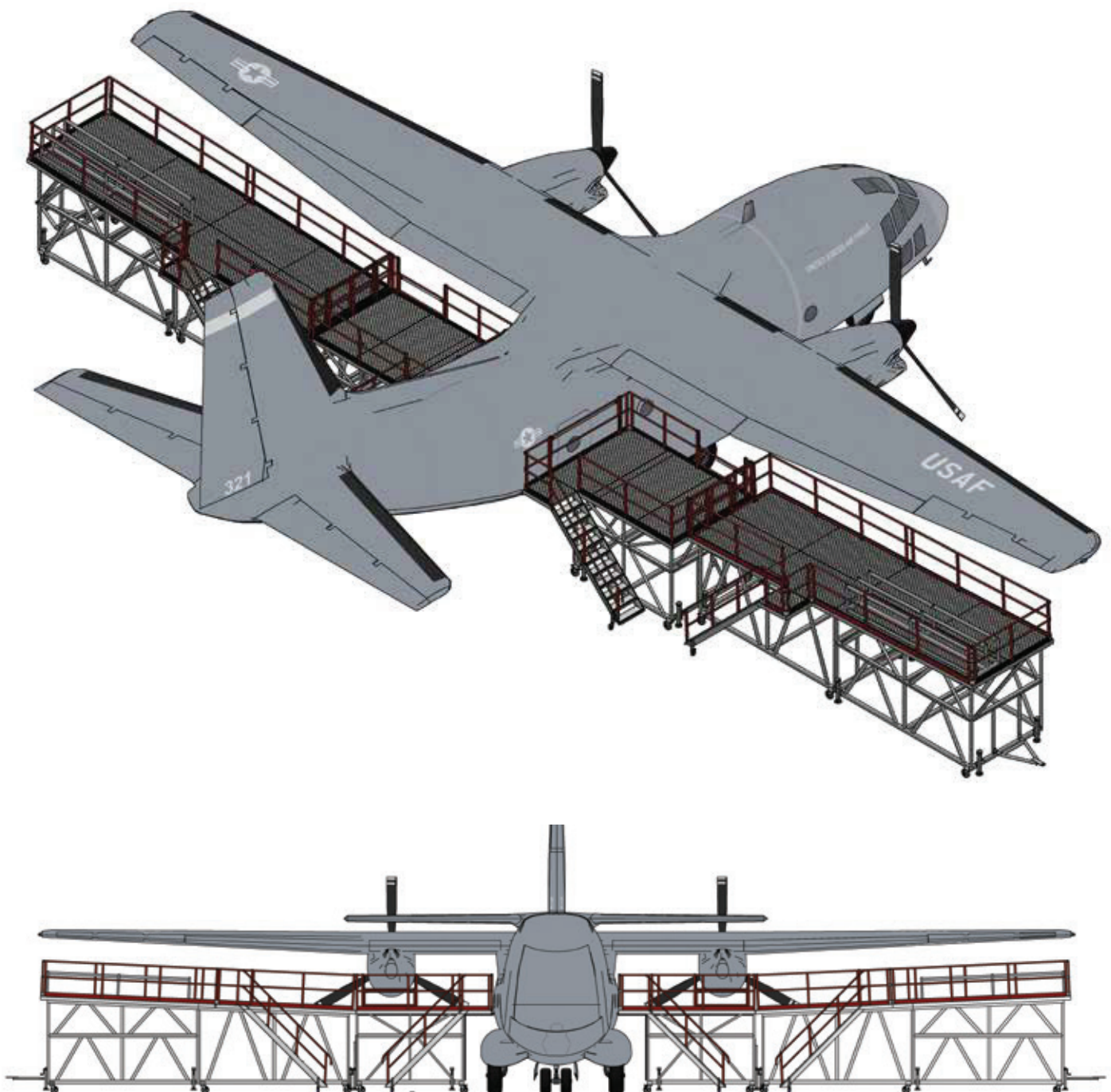
with features added to ensure compliance to the relevant Safety Standards, the flight line stands will address several of your access requirements simultaneously.

- Adjustments from 2250mm through to 3650mm, this large range will be suitable for various maintenance tasks
- Winching height adjustment, with the winch and cable fully enclosed to remove any potential pinch points
- 70-degree access ladder, with a compliant landing at the top. Vertical access extends up from there for access to the upper range of adjustment
- Heavy-duty towable castors with wind-down base jacks
- Tow bar that locks up out of the way for storage
- Sliding guardrails on all 3 sides that slide down to midrail height or can be removed completely while maintaining the toeboard
- Self-closing gates
- Stair nosing, to increase visibility of the ladder



C27 FLIGHT CONTROL STANDS

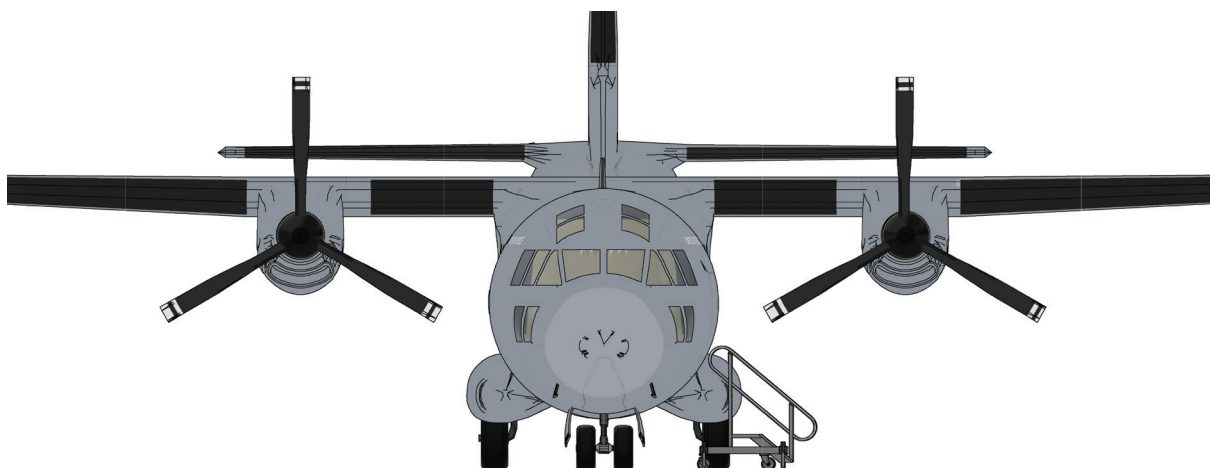

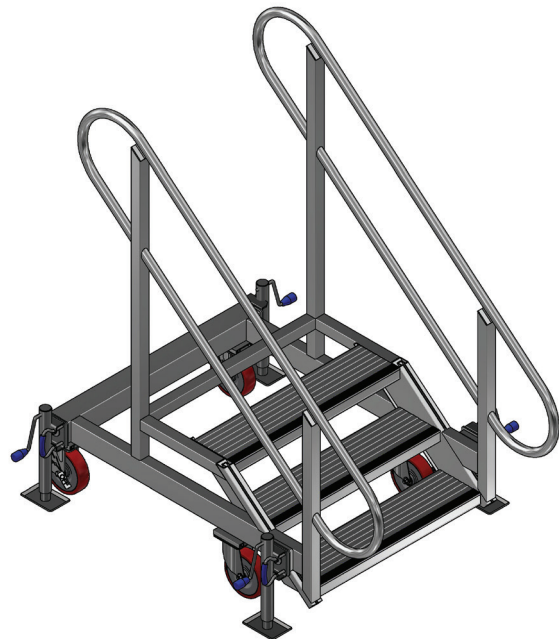
- Full set of stands designed as mobile modules to be positioned quickly
- Modules are towable by a tug
- The dock is angled to follow the wing profile
- Includes storage areas for flight control flaps
- Perforated decking to allow engine oil to drain
- Levelling jacks provide adjustment for differing support surfaces



C27 MOBILE ACCESS STAIR

The small stair frame provides the continuation of safe access from the integral stairs in the door of the aircraft down to ground level. The durable construction makes them suitable for the environment of the flight line. With heavy duty castors and wind down jacks, the platform can be securely positioned, locked and levelled for use.

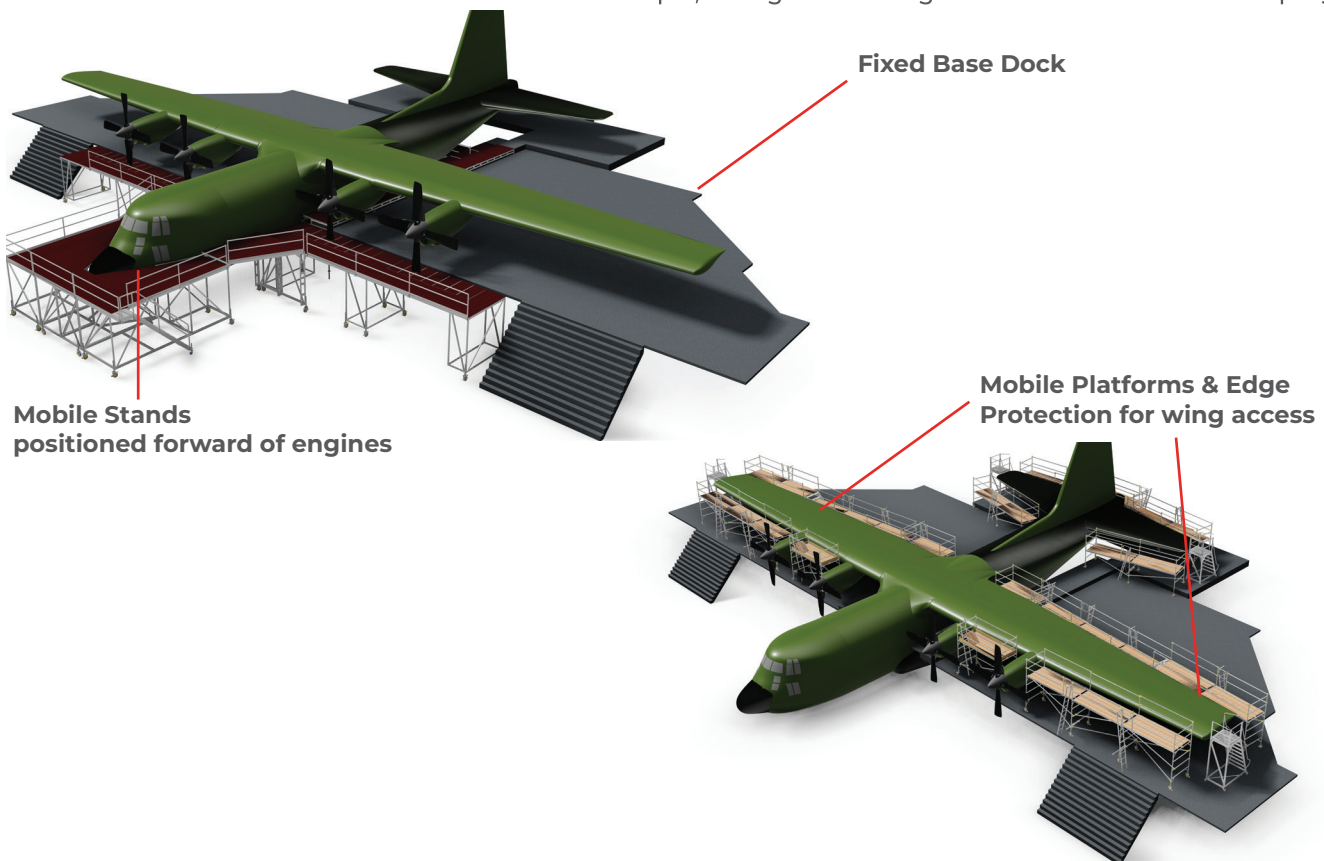
- Looped Guardrail at 1900mm MAX
- Wind-down Jacks
- 200mm Side Braked Castors Anti-Slip Nosing



HERCULES C-130 DOCKING SYSTEM

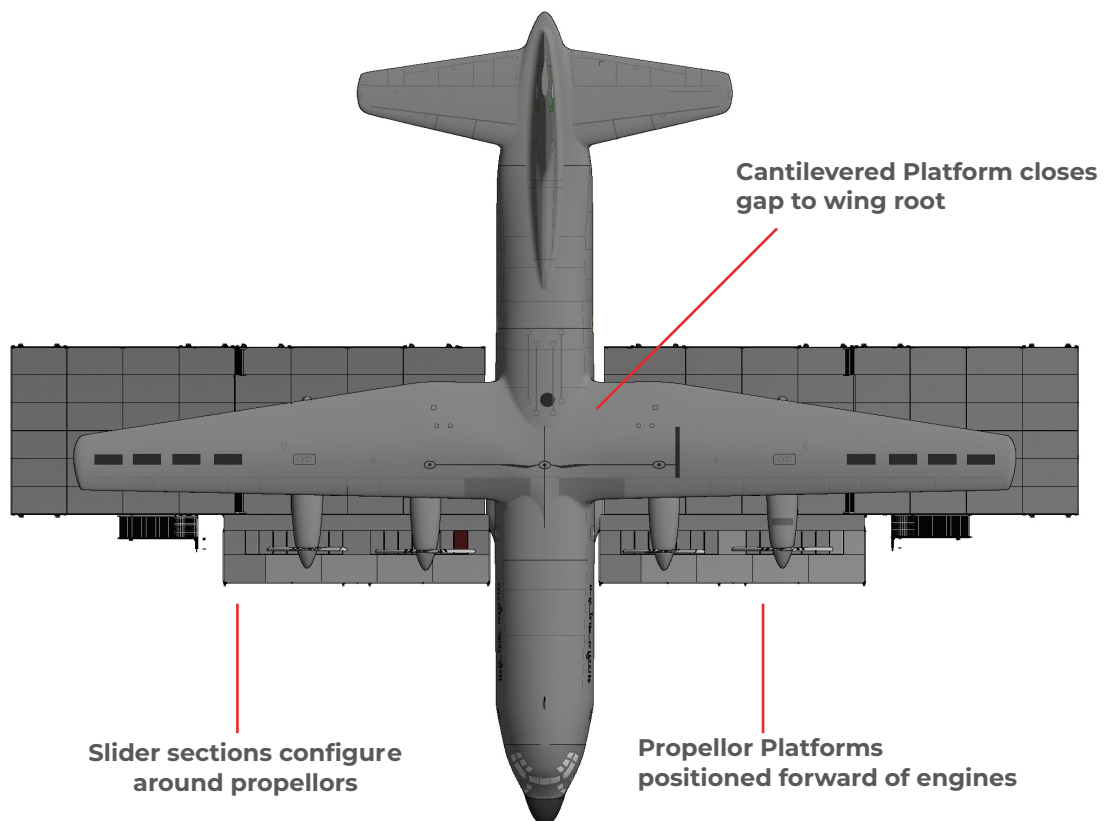
- The package includes heavy duty steel base docking platforms, structural aluminium custom mobile platforms and aluminium mobile scaffold to create a complete access solution
- Proscaf rosette system scaffold and clear span truss beams allow for tight space requirements and plenty of unobstructed access for operators underneath the platform
- Custom design aluminium platforms encapsulate the aircraft completely yet can be easily relocated if required
- Mobile scaffolding gives cost effective access to the wing surfaces
- SafeSmart Access provides the complete solution from system design to installation
- Complete system can be disassembled for redeployment
- Removeable nose docks and sliders so aircraft can be quickly moved

Unique, configurable design for different maintenance programs



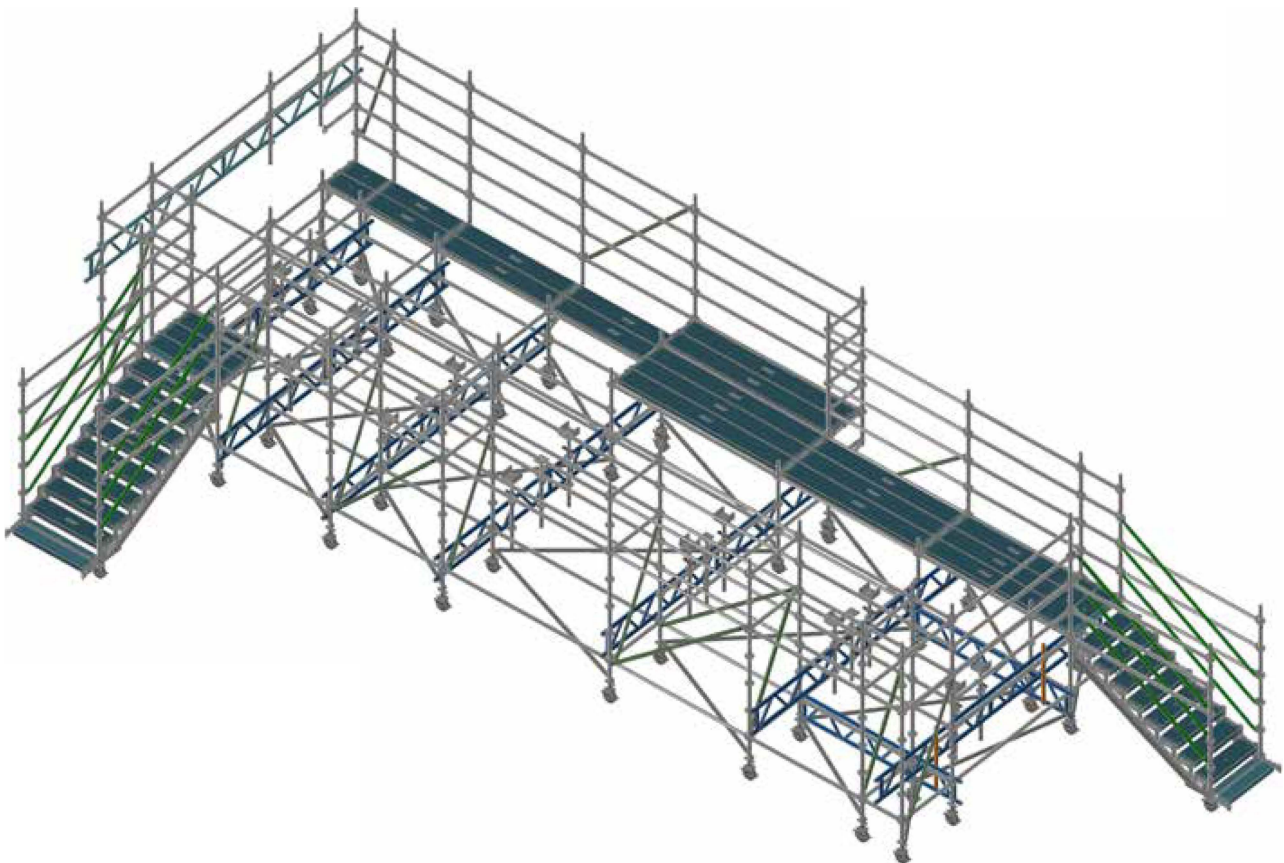
HERCULES C-130 MOBILE WING DOCKS

- Aluminium docking system for optimal mobility
- Provides unimpeded access to all areas of the wings and engines
- Fully customisable to accommodate additions such as auxiliary fuel tanks



C-130J WING CRADLES

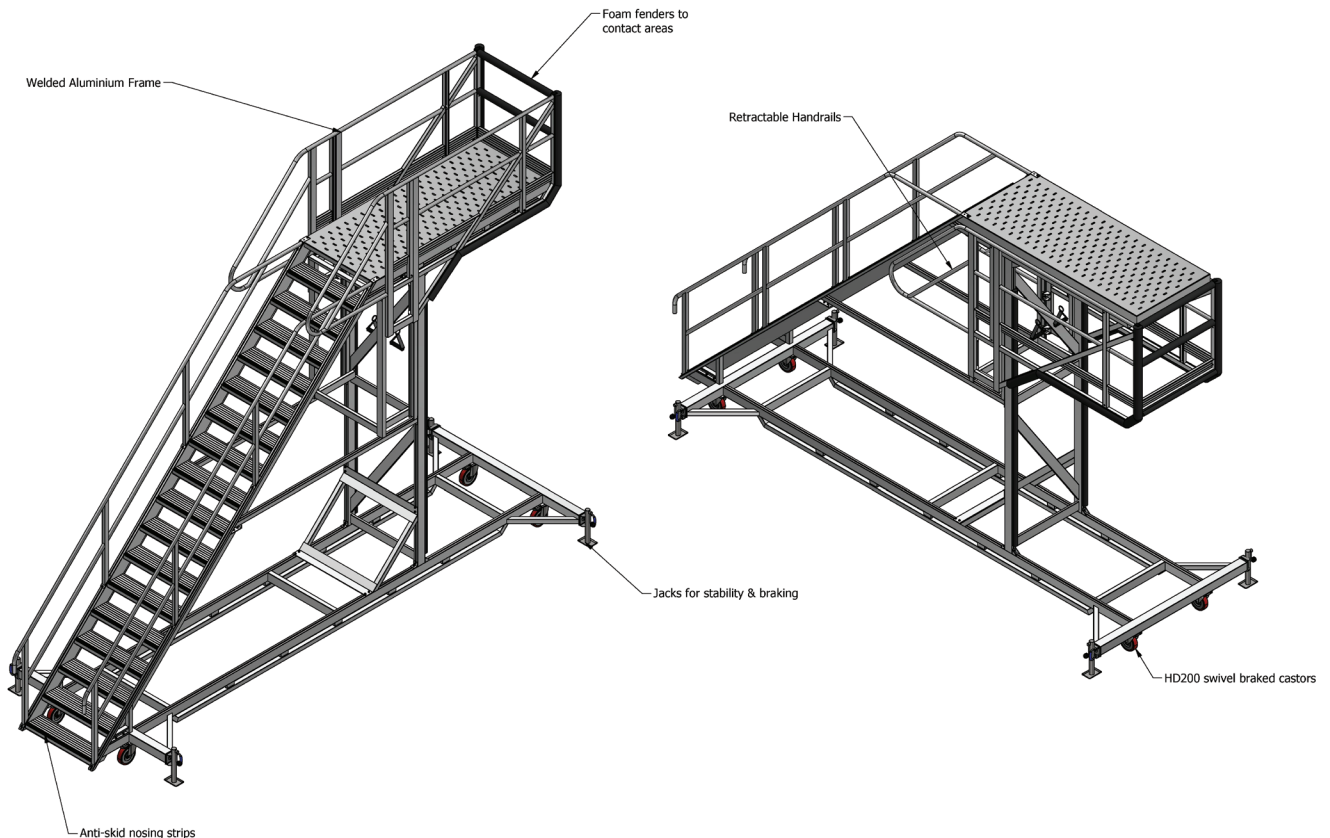
- Mobile wing cradle allows work on all sides of the wing, including the leading edge, flight control, underside and top of the wing area
- Precise plywood profiles with foam ensure proper support of the wing in the precise location required by the manufacturer
- Modular design allows for reconfiguration as required, and redeployment to another area
- Tow point included for ease of manoeuvring
- Stair access to the top of the wing, allowing tools and parts to be carried to and from the work area
- Lightweight aluminium component construction for mobility
- Large heavy duty towable castors to allow movement between work locations



UNIVERSAL FUSELAGE WASH STAND (C130, B757 AND ORION)

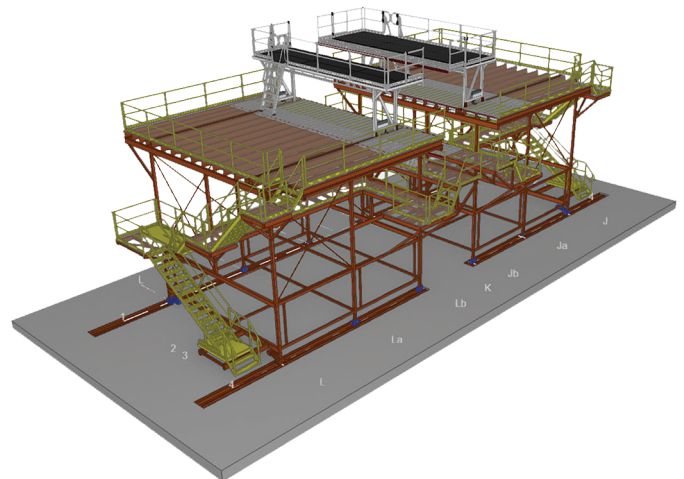
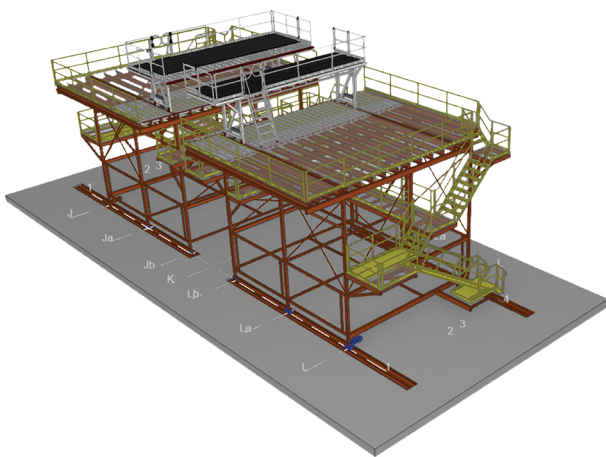
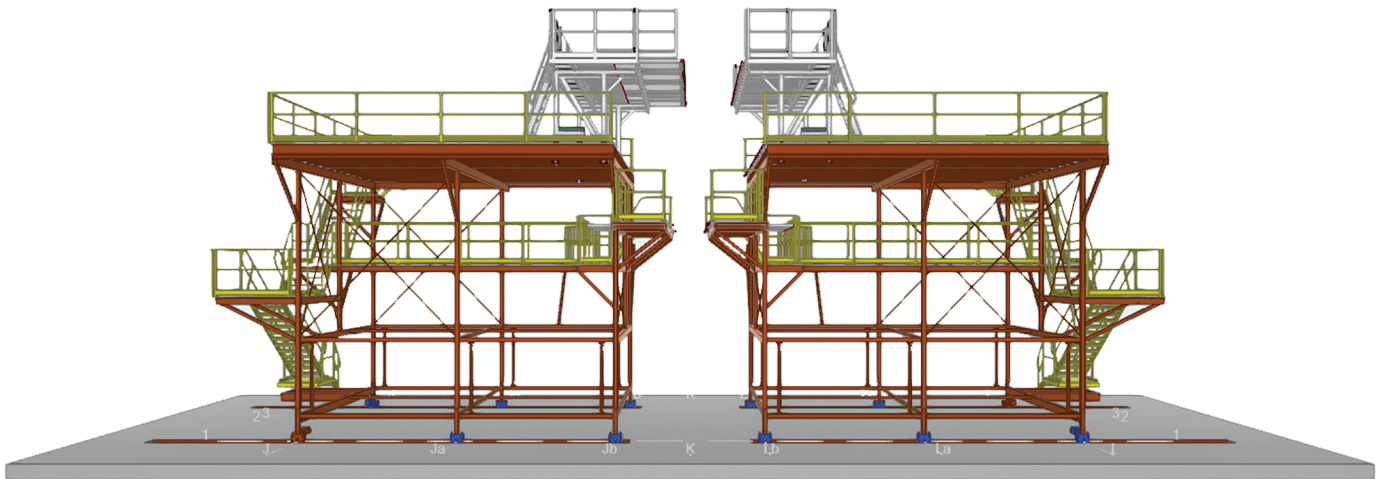
With a platform height of 4.0m this platform is fit for purpose on a variety of aircraft including C130s, B757s and Orions. Its purpose is to provide a safe work platform to gain access to the top of the fuselage when washing the aircraft.

The value of having an adjustable handrail enables the platform to get underneath the wing of a C130 where space in a tight hanger is an issue. The 45-degree stair access enables the user to carry any work tools up and down safely and easily, with the 2.4m length of the platform giving the user plenty of space to work.



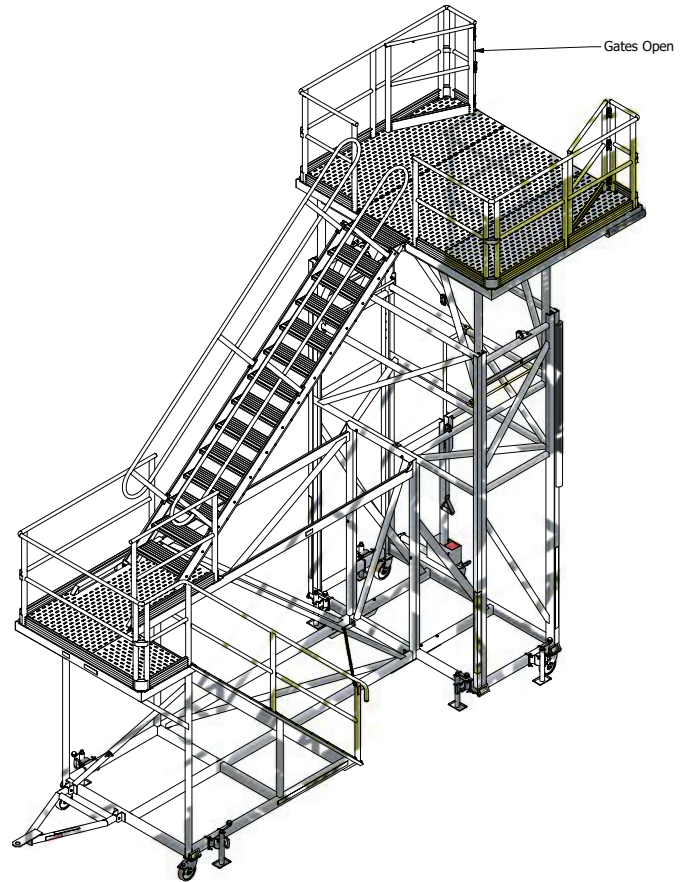
MC-55A DOCK

- Large, 3-level Tail Dock that allows access to all areas of a G550 airframe aircraft
- Able to be driven to and from the aircraft during the set-up, with the addition of Level 3 to be repositioned on the upper deck for Fincap work when required
- Adjustable in height by 1m, allowing the docking to be used with or without a jack on the aircraft
- Compressed air, electrical and lighting across the entire dock, providing the best working areas for engineers
- Sliders along the leading edges on all levels of the docking. The sliders, including swivelling end caps, allow the profile of the dock to precisely contour to the aircraft, leaving no gaps
- Self-levelling stairs to ensure that compliant stair access is provided to all levels of the dock regardless of the height setting



B737 FUSELAGE ACCESS

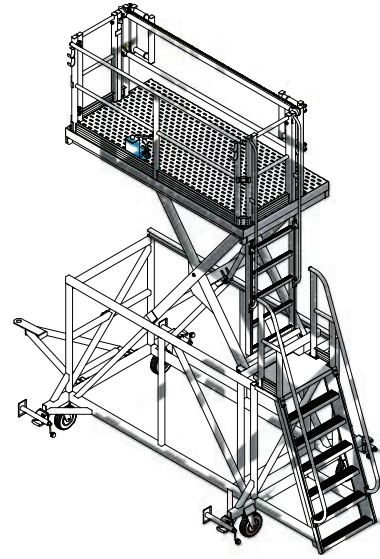
- Height adjustable platform for access onto the fuselage of a B737 during maintenance
- Height adjustment allows the platform to be used for many different aircrafts across a range of applications
- Light-weight aluminium design allows this platform to be easily moved despite its large dimensions
- Self-levelling treads provide consistent stair access at all height settings
- Towable



EMBRAER E-190

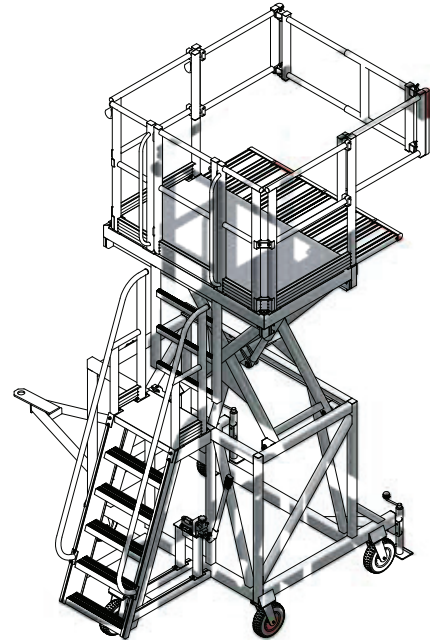
Wing/APU Access

- Hydraulic hand lifting mechanism/foot pump actuated, in scissor style, with a height lock
- Vertical retractable fall protection railings, with stops for varying heights
- Foldable workbench
- Modular adjoining stands to connect for under-wing use
- 4 x robust castors with t-handle release and step brakes
- Tow hitch



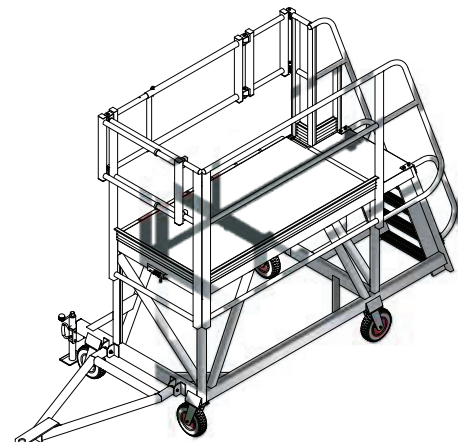
Cargo Door and Engine Pylon Access

- T-shaped platform with catch tray underneath
- Access to upper platform is via an adjustable vertical ladder, which raises with the platform
- Stand features a lowered height of 1219mm with a maximum raised height of 2438mm
- Platform 914mm long and 2438mm wide
- The Platform extends 305mm - 457mm from the 1828mm front edge
- Lifting mechanism: hydraulic hand/foot pump actuated scissor style
- Vertically retractable fall protection railings with stops to allow for different railing heights
- A foldable workbench for ease of use
- 4 x free castors with T-handle release mechanism and step brakes
- Tow hitch



Wheel Well Access

- Fixed platform height of 1371mm
- Telescopic handrail with pin and hole at various settings to avoid fuselage contact
- Brace-free design to 'straddle' 1524mm diameter wheel and door
- Sliders on the side allow snug access around the landing gear 254mm, foam filled castors
- Folding outriggers under sliders for stability
- Tow bar hitch
- Foot-operated floor locks x 2

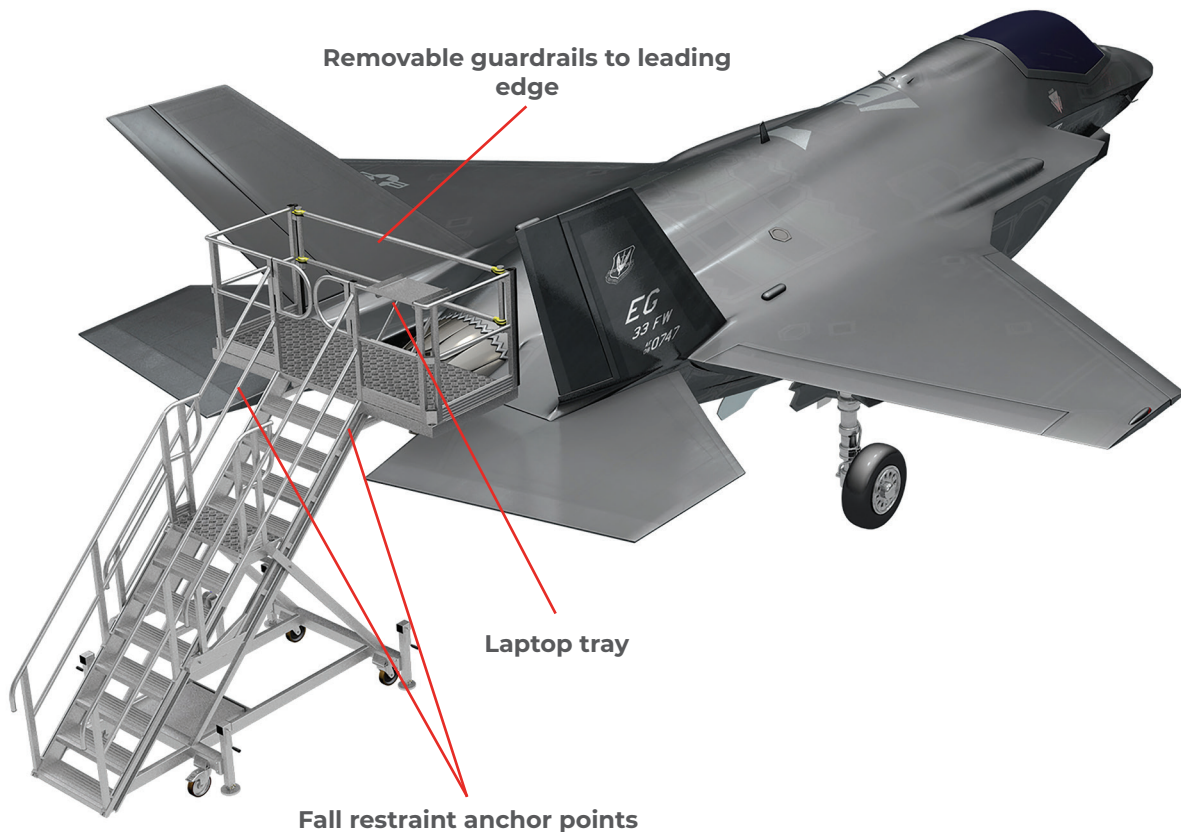


MULTI-PURPOSE CANTILEVERED STAND - 45 DEGREE ACCESS

Multi-Purpose Cantilevered Stands are ideal for safe and efficient general-purpose aircraft access including the F-35 Lightning II.

The work deck is cantilevered out to both sides providing ample room for movement during maintenance tasks. While the stairs at a 45-degree angle provide a comfortable and secure point of egress to carry materials and tools.

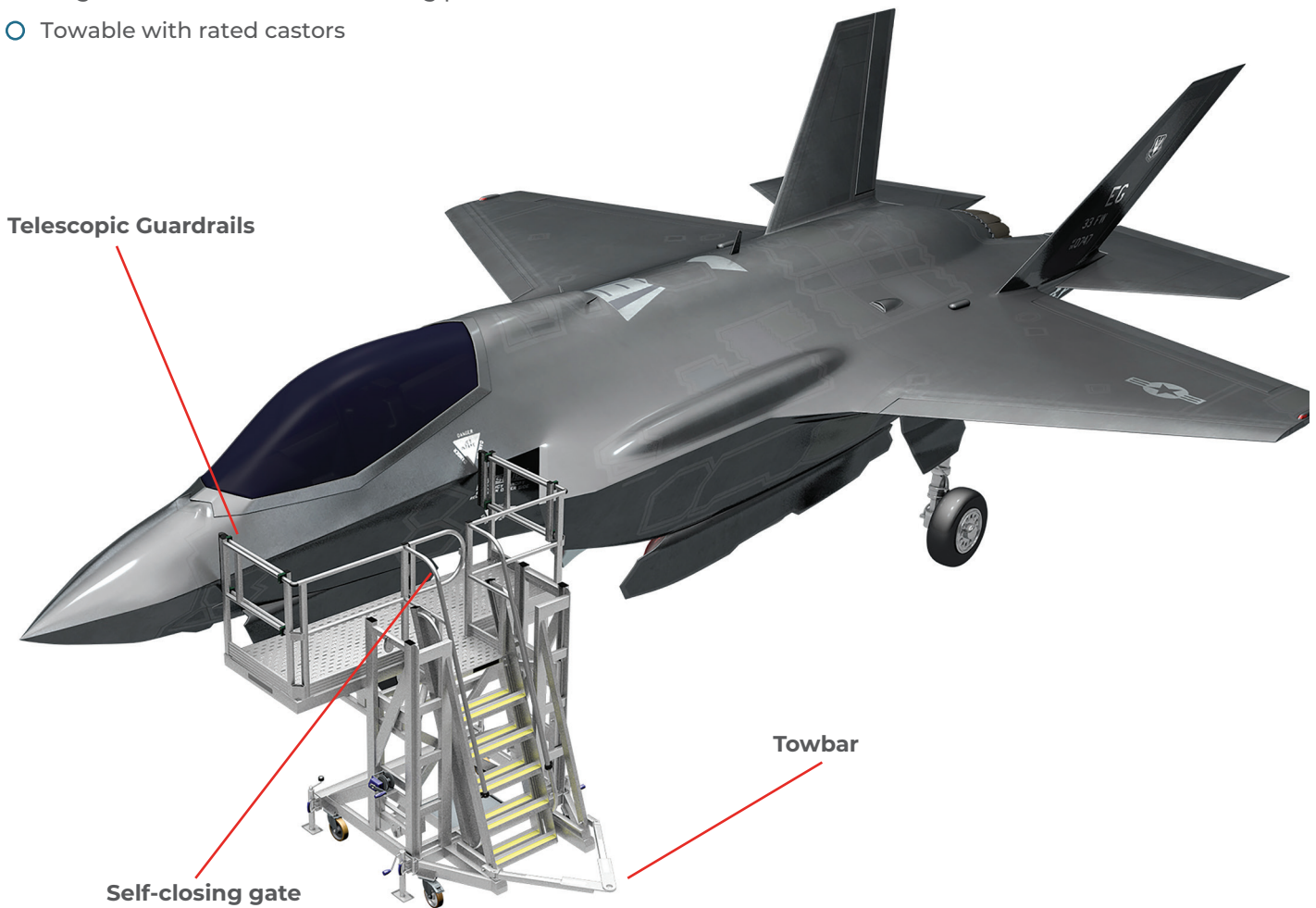
- High tensile, heavy-duty box section aluminium construction
- 45-degree stair access to the platform deck, ideal for carrying tools and material
- Work deck is cantilevered out and to both sides for ultimate versatility in use
- Adjustable in height between 1.7 – 2.6mH
- Platform height is adjustable in seconds using a rated, highly geared hand
- winch Large 1000mm x 2600mm working platform



MULTI-PURPOSE CANTILEVERED STAND - 70 DEGREE ACCESS

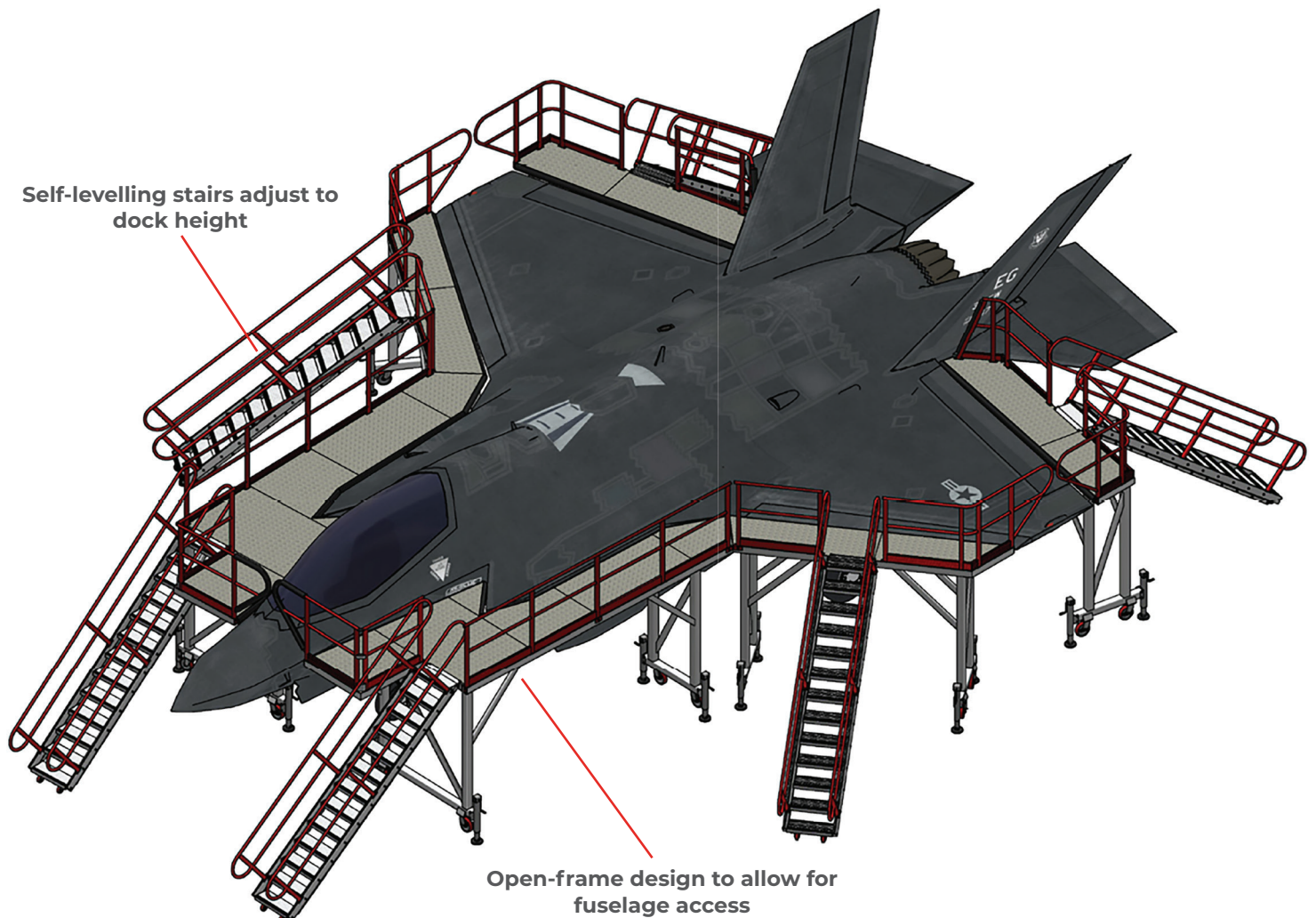

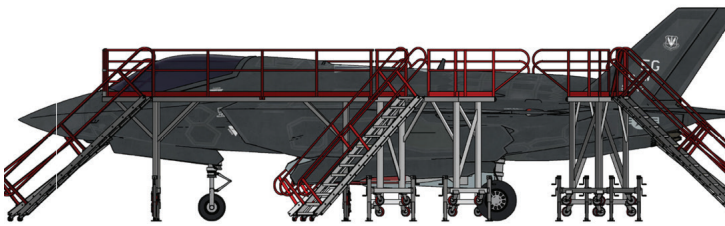
The 70-degree access Multi-Purpose Cantilevered Stand is a heavy-duty, versatile stand that has been developed for safe and efficient general-purpose aircraft access including the F-35 Lightning II. The work deck is cantilevered out and to both sides for ultimate versatility. This means the user has access to the entire work zone from any angle.

- High tensile, heavy-duty box section aluminium
- construction Adjustable in height between 1.7 – 2.8mH
- Telescopic guardrails for added protection to the work zone
- Large 1000mm x 2800mm working platform
- Towable with rated castors



F-35 DOCKING SYSTEM

- The full surround docking for the F-35 is used for deeper level and line maintenance of the F-35
- Provides a full surround platform that allows access to all areas simultaneously
- Self-levelling stairs to maintain stair access regardless of the dock height, and height adjustment in the dock to suit different ramp loadings of the F-35

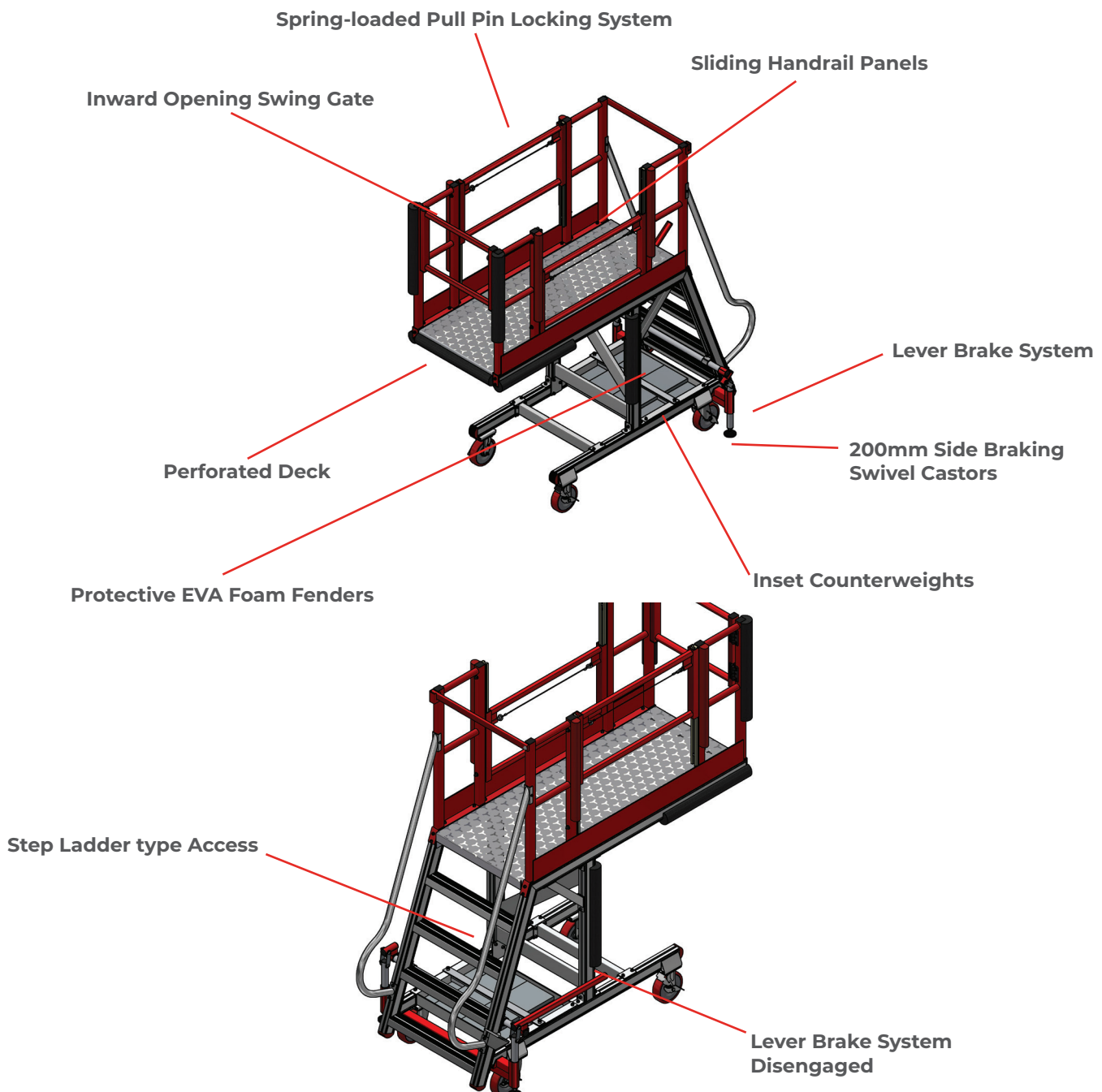


HAWK OVERWING ACCESS PLATFORM

This overwing access platform provides safe and effective access for engineers to the top of the aircraft fuselage, to conduct line checks and maintenance. This platform was designed with safety and efficiency in mind, with minimal set up required.

Features include:

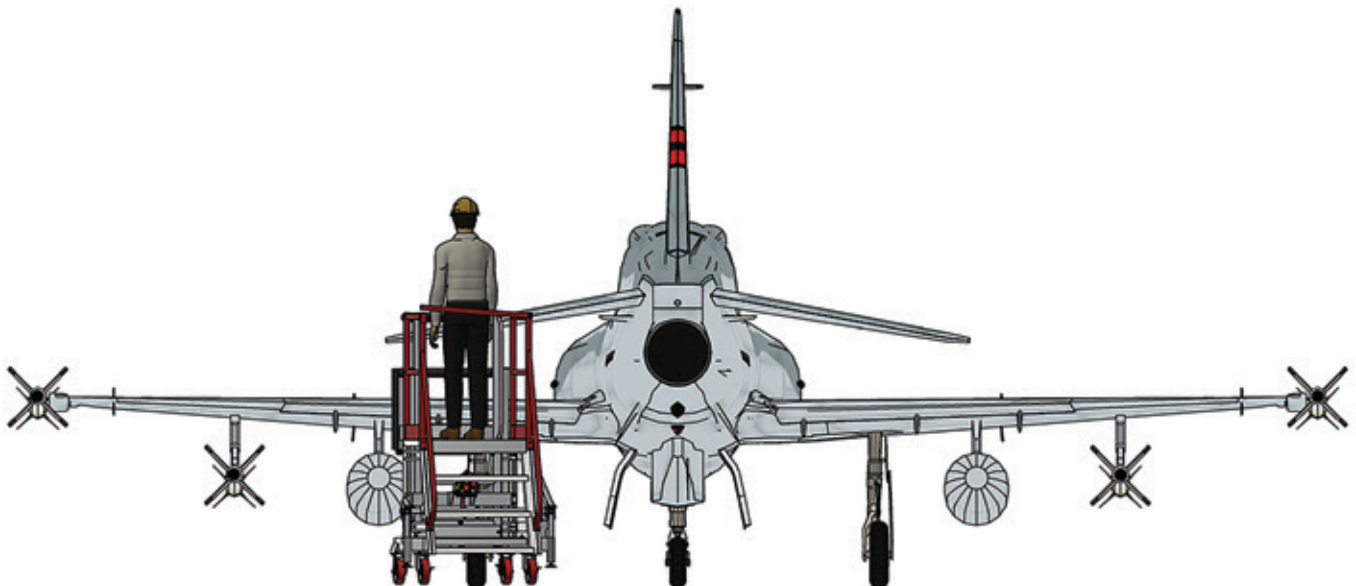
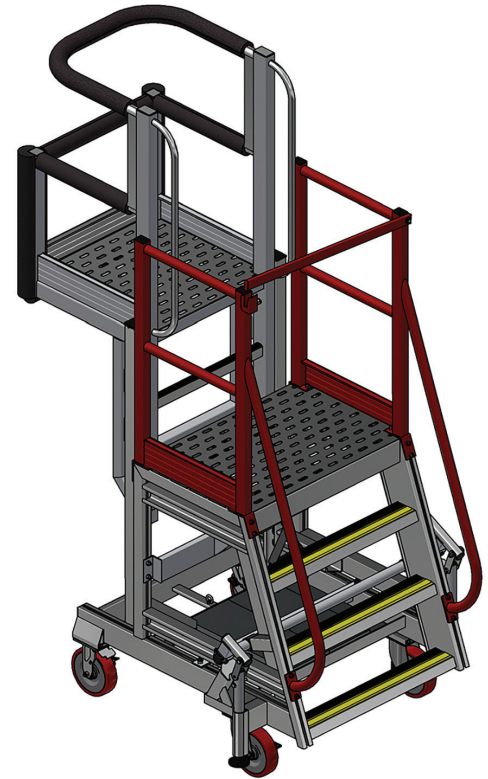
- Sliding/Removable Side Guardrails (they can slide down to midrail height or be removed entirely)
- Lift-over Lever Brake, which provides a single braking location
- Batwing Gates, this retrofit item is available off the shelf and provides a much more user-friendly access gate at the top of the access ladder, which can't be left open
- Stair Nosing, which highlights individual steps ensuring they are visually distinctive



HAWK TAIL ACCESS PLATFORM

This stand is used for accessing fighter jet tails in compact hangar environments. The stand provides suitable access to the entire tail area, including the rudder for rudder removal. With a unique guardrail arrangement, the platform can also be used to gain access into the engine bay when the jet engine has been removed.

- Fully Adjustable Cantilever Section with
- Winch Braking System with Lever
- 200mm Side Braked Swivel Castors
- 70 Degree Ladder Access with Anti-Slip
- Nosing Pull Handle to release Locking Pins
- Perforated Decking
- Removable Back Panel



DRONE FUSELAGE DOCK

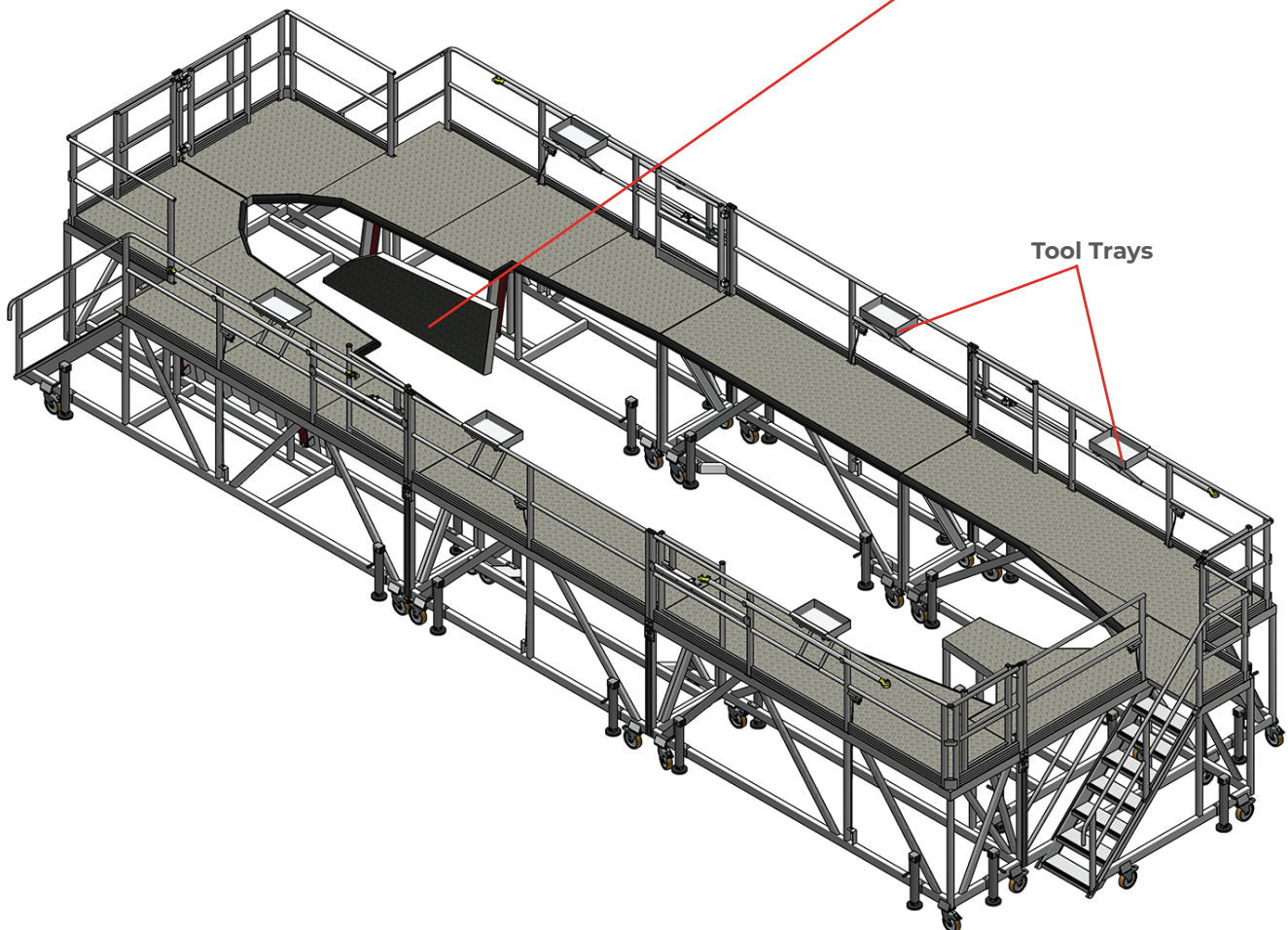
This full surround docking for a UAV, allows access to all areas of the drone during assembly. With the ability to be used in individual sections, this is an extremely versatile dock with features that include;

- Stair access, allowing the users to access the top of the platform while keeping their hands free to carry tools and parts
- Fold up/out sections that allow a flush level deck surrounding the drone as it progresses through assembly
- Large towable castors for ease of movement and relocation during drone assembly
- Heavy duty wind down jacks for levelling and minor adjustments
- Full surround guardrail frames to provide suitable edge protection. Including fold out guardrail frames and grasper guardrails able to be installed during different stages of assembly
- Lightweight aluminium design for ease of manoeuvrability



Hydraulically Adjustable Infill Platforms

Tool Trays



PROSCAF: A SCAFFOLD-BASED SOLUTION FOR ANY DOCKING CHALLENGE.



PROSCAF: ULTIMATE VERSATILITY, MAXIMUM FLEXIBILITY.



PROSCAF: FULLY ADAPTABLE FOR ANY AIRCRAFT OR VEHICLE.




PROSCAF: CUSTOM DESIGNED FOR YOUR APPLICATION.



PROSCAF ALUMINIUM

Effortlessly Simple.

Impossibly Versatile.



Proscaf Aluminium

The Ultimate Solution for Complex Applications.

Naval vessels typically have a lot of hard-to-access areas. Space restrictions and irregular shapes make scaffolding a challenge.


Enter Proscaf Aluminium. With its lightweight and superior strength, Proscaf Aluminium allows users to build complex scaffolds in a safer, and more efficient way.

ADVANTAGES:

- Marine Grade Aluminium: designed for corrosive marine conditions.
- Positive locking connections: suited for complex hanging and cantilevered scaffold builds.
- Lighter and stronger than steel scaffold systems.

SafeSmart Access supports our Install Delivery Partners, with;

- Design and project management of scaffolding
- projects. Engineering and design verification.

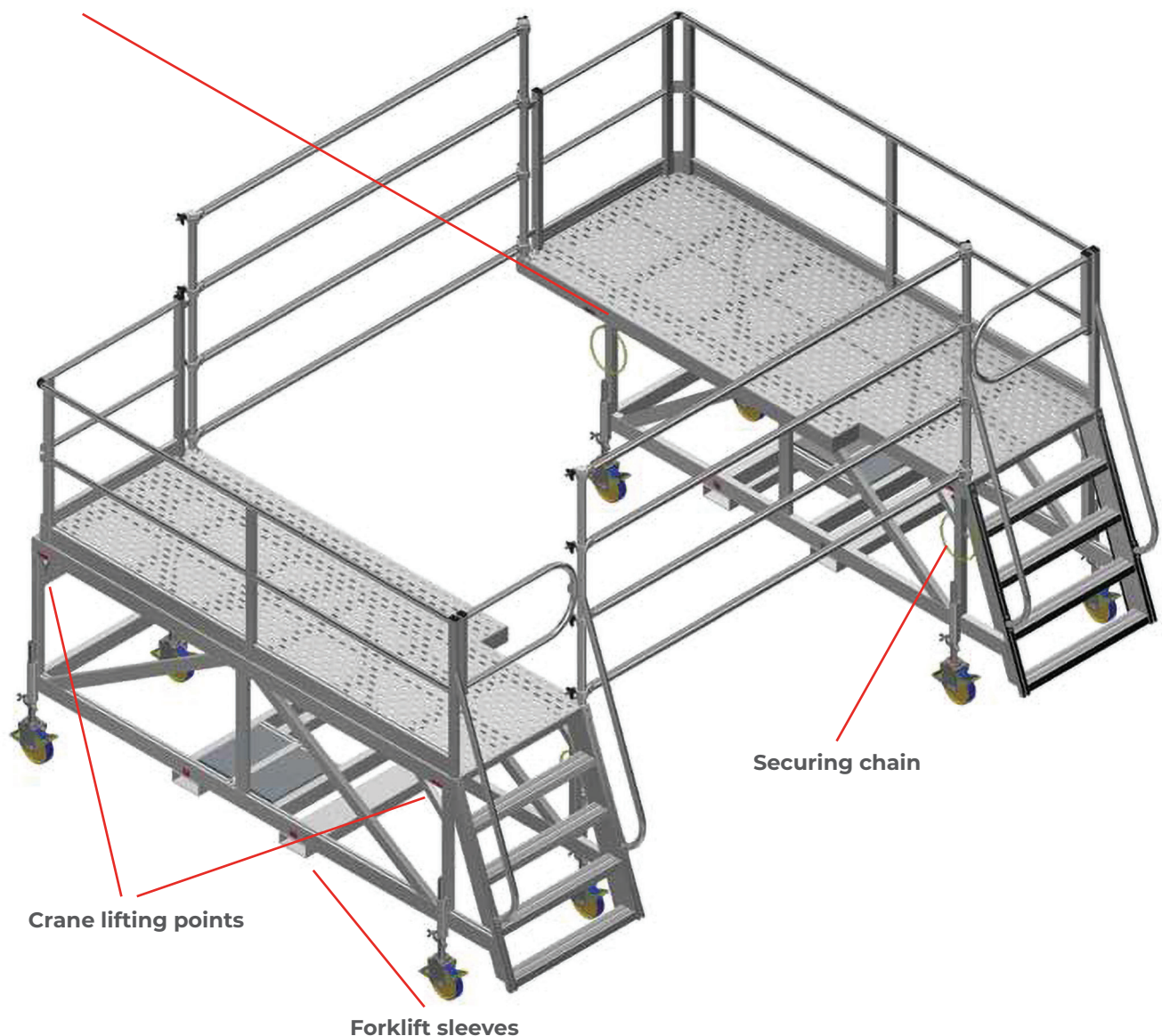


GUN EMPLACEMENT MOBILE ACCESS PLATFORM SET

Safer, quicker, with a hassle free and efficient installation process when compared to previous scaffold solutions. The platform set eliminates the need for scaffolding and greatly de-risks the designated daily tasks given to engineers.


- Cantilevered, Mobile Platform Set with adjoining guardrails, to enable full edge protection and uninterrupted access to the Phalanx Integrated Weapons System
- Mobile Platforms have fork sleeves and lifting points, for easy of manoeuvrability
- Self-closing gate at the entrance of the platform
- Extended height guardrails to ensure safety whilst working at heights
- Platform counterweights ensure stability in high wind conditions
- Toolless set up; hand tightening joints to attach guardrails

Cantilevered leading edge



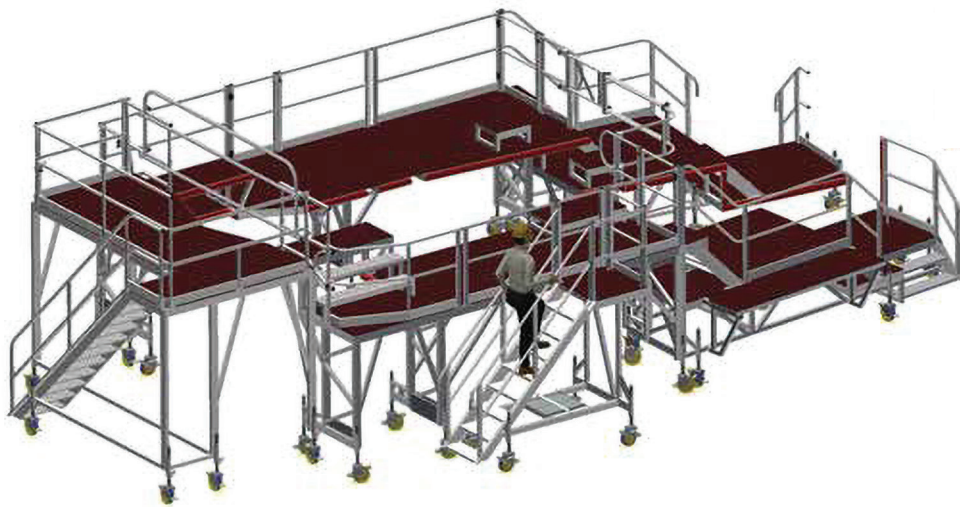
BLACK HAWK PLATFORMS

- Full surround platforms for heavy maintenance on aircraft
- Platforms are re-configurable for different maintenance programs



KAMAN SH-2G SEASPRITE HELICOPTER DOCKING SYSTEM

- Full surround platform for rotor access
- Wide platform for tool storage
- 45-degree stairs for faster access
- Separate tail rotor stand
- Padded contact points to eliminate contact damage to helicopter Cantilever allows closer access to work area
- Full surround toeboard for tool drop protection



BELL 429 SIDE / TAIL ACCESS PLATFORMS

- Constructed from high-tensile, marine grade aluminium
- Available in a LH and RH configuration
- Clear, walk-through frame for easy access to aircraft whilst platforms are in position
- Extendable handrails for optimum edge protection whilst working on main rotor frame
- Complies with relevant international safety standards




Telescopic Guardrails



AW 139 SIDE / TAIL ACCESS PLATFORMS

- Large, uninterrupted workspace under the platform allowing access to doors whilst the platforms are in position
- Power and air lines to platform available as an option
- Large deck caters for a forklift or gantry crane to lift heavy parts onto the platform



TERMS & CONDITIONS

1. Copyright SafeSmart Access 2023.- No part of this publication may be reproduced without the written permission of SafeSmart Access.
2. SafeSmart Access has made every effort to portray accurate descriptions and information within this catalogue.
No liability is accepted in the event of errors or omissions.
3. Where specifications are provided they are intended as a guide only. Please enquire from our staff for full details of product at time of enquiry.
4. Products may be deleted, amended, substituted or changed at the sole discretion of SafeSmart Access.
5. The customer/user must establish the suitability of the product purchased for their own safe use.
6. Trade Marks. Where any registered trade mark has been used it is with recognition of the owner's right.
7. Any measurements shown are intended as a guide only. Please confirm any critical measurement with SafeSmart Access.
8. Compliance to standards may be in part or whole subject to the nature of the product.



CUSTOM DESIGN AND MANUFACTURE

SafeSmart Access has a wide range of standard products for safely accessing heights in the defence industry. If you have a height access requirement that cannot be met from our standard range, enquire about our custom design and manufacture service. In consultation with you, we will produce a design to suit the application and on approval of full drawings and 3D images, manufacture, commission, and deliver to you.



UK 0845 382 1000 | sales@safesmartaccess.co.uk

www.safesmartaccess.co.uk